

Dwelling Richly
COMMUNITY BIBLE STUDY

Epistles to the


Corinthians

Love

&

Light

Introduction



"Let light shine out of darkness"

2 Corinthians 4:6

A *Dwelling Richly* Bible Study

Welcome & Introduction

Written & Designed by
Jennifer Richmond

Illustrated with Amy Downing



"Let the Word of Christ
dwell in you richly."

Colossians 3:16

Welcome !


Welcome to this Bible study and the Dwelling Richly community!

In "Corinthians: Love & Light", we'll be moving verse-by-verse through 1st and 2nd Corinthians. These are two of the letters that Paul wrote to a church in the city of Corinth around A.D. 54. These letters (called "epistles" in the Greek) were personal and powerful. Paul loved the members of this church, but they were dealing with bad behavior and bad theology and he was passionate about getting them back on track.

As we study these letters I think we'll find ourselves encouraged, challenged, and even convicted in our own lives. Paul addresses touchy subjects that hit close to home as well as issues that we may feel are controversial especially in light of how we may think it's ok to behave today. As we study we want to be sure to allow the Holy Spirit to help us see and understand the truth that God has for us and be aware of any strongholds in bad behavior and theology we may be clinging to.

When I was in elementary school my dad was the pastor of a small church in Thousand Oaks. I remember him up there in the pulpit teaching away. He was so wise and so passionate. I can hear him as clear as if it were today saying, "*test everything against Scripture*." He wanted all of us listening to know THE Word - not *his* words, but God's. He wanted men and women and kids like me to make that a priority, and he challenged us every week to compare what he taught with the Word of God.

The foundation I received from my dad gave me my mission in life. I took that priority, that mindset, into every endeavor. My thought life, my choices, my worldview, what I listened to, what I read, who I let influence me, etc. - it all had to be weighed in balance with Scripture. That's what I want for you today. I want you to test everything against Scripture.



Years later, my father and I co-wrote a simple little song based on the words from Colossians 3:16, "Let the Word of Christ dwell in you richly." That song - those words - that mindset along with "test everything against Scripture" is why you are here today reading these words and why I am where I am today praying for you and asking God to bless you and strengthen you as you too, "let the Words of Christ dwell in you richly" in this study and in every aspect of your life.

The mission of Dwelling Richly is to equip women to enthusiastically and intentionally dwell in the Word and let the word of Christ dwell in them richly.

Let's dive in and let God's Word dwell in us richly! And know throughout this wonderful journey that you are loved and prayed for.

In Christ,

 **Jennifer**

Jennifer@LaMiradaChurch.com
www.JenniferGRichmond.com
562.755.4964 Text or Call

...Dwelling Richly Bible Study...

We are...

women who enthusiastically and intentionally dwell in the Word
and let the word of Christ dwell in us richly.

(from Colossians chapter 3)

We...

- **point** one another toward God for wisdom and hope
- **support** one another in life's challenges and blessings
- **share** our strengths and weaknesses
- **provide** encouragement, fun, & friendship that grow out of God's Word

We Expect...

- **Bible-based** studies & teaching.
- **Faith-building** Bible study not worldly solutions and motivational quotes.
- **to Have Fun** God's Word brings us true joy and we have fun dwelling in it!
- **to Learn a Ton!** We are ready to learn!
- **to Get Stuck** We are ok to work a and not always understand right away
- **to Grow** from who we are today to who we can become empowered by the Holy Spirit



"Let the Word of Christ
dwell in you richly."

Colossians 3:16

...Dwelling Richly Bible Study...

How do we study?

Read & Take Notes in a good Bible. A computer Bible or app is convenient, but for study, get in the habit of using a print Bible.

Study from a translation *not* a paraphrase.

Here are some trustworthy translations:

New English Translation - We'll be using this version in the Dwelling Richly studies

Also consider...

New American Standard (NASB)

New International Version (NIV)

Christian Standard Bible (CSB)

English Standard Version (ESV)

New Living Translation (NLT)

Common English Bible (CEB)

Questions you may have...

What's the difference between a translation and a paraphrase?

Which Bible translation or paraphrase should I use?

Are there any that I should avoid?

Why are you using the NET translation for this study?

Go to the [Dwelling Richly YouTube](#) channel or [podcast](#) for my responses to these and other questions.

Use colored pencils to mark in your Bible. I use a [Pentel 8 colored pencil](#).

yellow -- key ideas
orange -- memory verses
blue -- God/Holy Spirit
brown -- people
green -- places
pink -- prophecy
red -- Jesus



Pray. Before you read, ask God to help you understand what you are reading. It's amazing what happens when we just do that...pray. God is faithful.

Trust the process.

Decide as you begin to

Growth takes time

Have expectations that you will learn

Enjoy the process and have fun

Give yourself grace to learn

Engage with the Scriptures - don't just read

Connect with others



Coffee, tea, journal, study...

- [YouTube.com/c/JenniferRichmond](https://www.youtube.com/c/JenniferRichmond)
- [Facebook.com/DwellingRichlyPodcast](https://www.facebook.com/DwellingRichlyPodcast)
- [Facebook.com/LMCCWomen](https://www.facebook.com/LMCCWomen)
- [Dwelling Richly podcast - Spotify, Apple, Amazon, and more](#)












...Dwelling Richly Bible Study...

Grace Groups

We'll meet in Grace Groups during each study. This is a time for connecting, sharing, praying with, and encouraging one another. Grace Groups also get together in between sessions to discuss the study or simply to hang out for coffee, at a park, and just for fun!

During Grace Group time we will be mindful of the following...

1.  **God's Word is our standard.** We'll use the Bible - not personal opinion, popular teachers, or church tradition - as our guide for everything. We are using the New English Translation (NET) Bible for this study, but you can use any trustworthy Bible translation (not a paraphrase) to study from.
2.  **We come from varying religious & political backgrounds.** Remember: 'In essentials, unity; in non-essentials, liberty; in all things, charity.'
3.  **Avoid commentaries or study notes in your Bible** – do your own thinking. Trust God, pray, ask for wisdom then read and answer on your own.
4.  **We're all learning.** Be gracious and patient with yourself and with others. No one has it all figured out.
5.  **This is a Bible study** – not a personal-opinion group. So, there are going to be "right" and "wrong" answers in keeping with the truth of God's Word.
6.  **Share or Listen.** You don't have to share, but if you did the reading and responded to that prompt, why not chime in? We all benefit from one another's thoughts and questions. I bet you have something great to share!
7.  **Done or Not Done...Come.** Didn't finish the study this week? That's ok. Life gets busy. You're here! Yay, you! This will be a good week for you to listen and be encouraged by others.
8.  **Be considerate.** Share your thoughts and allow time for others to do the same – limit yourself to about 2 minutes maximum. Your group leader will help with that.
9.  **Pray.** Pray when you arrive, while you're in Grace Groups, during teaching time. Pray for your understanding to grow. Pray for your Grace Group leaders. Pray for one another. Let's be women who go to the Father for one another and seek His face together.

...Dwelling Richly Bible Study...

Ready? Let's go!

Ready? Maybe you decided this study is going to be your best yet...you made sure to set aside time in your busy schedule so you won't get swamped and let the lesson go to the last moment. Maybe it's your first time doing a Bible study and you have no idea what to expect. Wherever you are, whatever your expectations, here's what you can count on...I'm praying for you and God is ready to bless you amazingly!

A Simple Plan! Each lesson is laid out to "let the Word of Christ dwell in you richly." I designed this routine to give you comfort in the pattern and predictability. Also, every step is a thoughtful way to approach study so you become equipped to know the Word and deepen your faith. *Look for these steps on the next page.*

Know Two Things...

1. **You have an advocate! Yay!** Jesus himself is praying for you! Imagine that! It's pretty amazing, don't you think? It's true. You are doing a good thing by getting into God's Word. Staying faithful and focused isn't always going to be easy, so right here and now think about how cool it is that Jesus is advocating for you, cheering you on, making a way for you to do well in this venture!
2. **You have an enemy! Yikes!** It's true, but it's only discouraging if you forget #1! Satan, the Bible says, is like a roaring lion "seeking whom he may devour"...that's you! You may find that more than any other time in your life you have scheduling challeng-8-es, emotional weakness, mental fatigue, relationship issues...you name it...anything at all to get in the way of you getting into the Word.

So, with these two things in mind, here are some **practical tips** for making sure you are successful in this study:

Pray. Get armored up and tell God that you want His blessing as you schedule, study, think, and get into His Word. God will always answer that kind of prayer with a big, fat, awesome, "Yes!"

Partner. Connect with someone in your group so you can share encouragement and accountability. Send texts, make calls, meet-up with your "study buddy" and encourage one another!

Plan. You didn't just show up unannounced to your last dentist appointment. You didn't just miraculously find time for that date with a friend, your car didn't just magically repair itself while you were sleeping...you saw a need and made time to make sure it all happened. Plan now for the time you'll spend in Bible study. It won't just happen.

Prioritize. I bet you brushed your teeth today. Maybe you even flossed. You probably went to the dentist too at some point in the last year...why? You value your teeth and you want them to look nice and not fall out of your head. You made dental health a priority because you know the consequences are pretty ugly if you don't. Guess what? Your spiritual health is even more valuable. Make it a priority.

...Dwelling Richly Bible Study...

A Dwelling Richly Day

The foundational idea of the Dwelling Richly studies is to “the word of God dwell in you richly.” Each day moves you through the spiritual disciplines or habits to help you grow as a disciple of Jesus Christ.

- 1. Pray.** Ask God for understanding and pray for others in the study as well. Think about a **focus word** to help you pray like “clarity” or “peace” or “wisdom.” Ask God to give you understanding in a specific way during your study. Having a focus word will help with that.
- 2. Memorize & Meditate.** Write the memory verse in the text box at the top of the page
- 3. Write.** Write the verse each day of your lesson and use the “**Write the Word**” pages at the end of each lesson. You’ll have all of Corinthians written by the end of this study! That’s a big deal! Wow! (**Write the Word** begins in Lesson Two.)
- 4. Simply Read.** Read today’s passage. At the end of this study you’ll have read through Corinthians at least three times! Wow! You’ll discover new and more amazing truths each time.
- 5. Engage.** Respond to the prompts, answer questions, think, and get stuck – yes, “get stuck” – you won’t always feel like you understand or have the “right” answer. That’s OK. Just let the Word of God “dwell in you richly.”
- 6. Reflect.** I’ll share some of my thoughts and we’ll think together about what we’ve read and what we’re understanding.
- 7. Create & Share.** The final day of each lesson will culminate in an opportunity for you to express your thoughts, feelings, and ideas about what you’ve learned dwelling in the Word.

...Dwelling Richly Bible Study...

Day One - Grace Groups and Teaching Time

Days Two-Nine - Dwelling in the Word, home study

Day Ten - Create & Share

<u>LESSON</u>	<u>SCRIPTURE</u>	<u>BIBLE STUDY</u>
Intro & Lesson 1	1st Corinthians 1:1-16:24	9/6 or 7
Lesson 2	1st Corinthians 1:1-3:23	9/20 or 21
Lesson 3	1st Corinthians 4:1-7:40	10/4 or 5
Lesson 4	1st Corinthians 8:1-9:27	10/18 or 19
Lesson 5	1st Corinthians 10:1-12:11	11/1 or 2
Scriptures for Advent		11/15 or 16
Lesson 6	1st Corinthians 12:12-14:40	1/10 or 11
Lesson 7	1st Corinthians 15:1-16:24	1/24 or 35
Lesson 8	2nd Corinthians 1:1-13:14	2/7 or 8
Lesson 9	2nd Corinthians 1:1-3:18	2/21 or 22
Lesson 10	2nd Corinthians 4:1-7:16	3/7 or 8
Lesson 11	2nd Corinthians 8:1-10:18	3/21 or 22
Lesson 12	2nd Corinthians 11:1-12:14	4/5 or 6
Conclusion		4/18 or 19



"Let the Word of Christ
dwell in you richly."

Colossians 3:16

Epistles to the

Corinthians


Love

&

Light

Lesson One

1st Corinthians 1:1-16:24



"Let light shine out of darkness"



"Let the Word of Christ
dwell in you richly."

Colossians 3:16

Lesson One 🌿 Day One

...Dwell in Community...

- Grace Groups -

These are the guidelines that we use to help us engage well in the Dwelling Richly study with one another.

1. 📖 **God's Word is our standard.** We'll use the Bible - not personal opinion, popular teachers, or church tradition - as our guide for everything. We are using the New English Translation (NET) Bible for this study, but you can use any trustworthy Bible translation (not a paraphrase) to study from.
2. 🗣️ **We come from varying religious & political backgrounds.** Remember: 'In essentials, unity; in non-essentials, liberty; in all things, charity.'
3. 🚫 **Avoid commentaries or study notes in your Bible** – do your own thinking. Trust God, pray, ask for wisdom then read and answer on your own.
4. ❤️ **We're all learning.** Be gracious and patient with yourself and with others. No one has it all figured out.
5. 🗣️👍 **This is a Bible study** – not a personal-opinion group. So, there are going to be “right” and “wrong” answers in keeping with the truth of God's Word.
6. 🗣️ **Share or Listen.** You don't have to share, but if you did the reading and responded to that prompt, why not chime in? We all benefit from one another's thoughts and questions. I bet you have something great to share!
7. 🏠 **Done or Not Done...Come.** Didn't finish the study this week? That's ok. Life gets busy. You're here! Yay, you! This will be a good week for you to listen and be encouraged by others.
8. ⌚ **Be considerate.** Share your thoughts and allow time for others to do the same – limit yourself to about 2 minutes maximum. Your group leader will help with that.
9. 🙏 **Pray.** Pray when you arrive, while you're in Grace Groups, during teaching time. Pray for your understanding to grow. Pray for your Grace Group leaders. Pray for one another. Let's be women who go to the Father for one another and seek His face together.

Lesson One 🌿 Day One

...Dwell in Community...

Let's get to know one another...

1. Hi, my name is _____ if I could learn and miraculously master a new skill it would be...
2. What are you hoping to gain from this Bible study? (could be spiritually, emotionally, socially, etc.)
3. Does personal Bible study come easily for you or is it something you've had to work on? How so?
4. The first Grace Group guideline is central to the Dwelling Richly study. Why do you think this is especially important?
5. Do you think your upbringing helped or hindered you in your faith and understanding of the Bible? How so?
6. What is your favorite translation of the Bible? Is that the translation you grew up reading from? What other translations do you like to use for Bible study?
7. This Grace Group will be a place for you to learn, share, grow, and care together. What qualities are you are looking for in a Bible study group?
8. Pass around the Prayer Journal. If you have a prayer request that is more private, you can share with your group leader or our teaching leader, Jennifer after the study.

Tag a friend! Check in on Instagram or Facebook, share a photo of your study!
Let others know you're at @LaMiradaChurch with @LMCWomen.



Use the Hashtag #DwellingRichly in your posts

Follow Dwelling Richly and LMC Women.

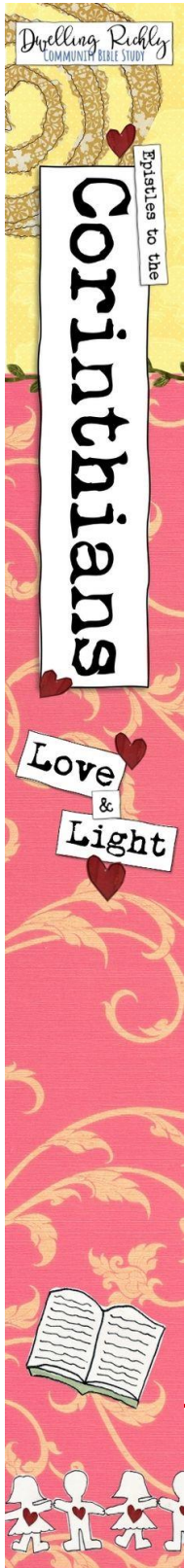
Next up...teaching time...take notes on the next page. 😊

Lesson One 🌿 Day One

...Dwell in Community...

... Teaching Time ...

My Notes





"Let the Word of Christ
dwell in you richly."

Colossians 3:16

Lesson One Day Two

Memorize & Meditate

1 Corinthians 16:13-14

...Dwell in the Word...

Reminders –

- Scripture references are from the New English Translation, but you can use any Bible translation
- Use a translation – not a paraphrase – to study the Bible. Refer to the introduction for recommendations
- Avoid commentaries and the study notes in your Bible; use cross references instead.

1. **Write** 1st Corinthians 16:13-14 in the “Memorize & Meditate” box at the top of this lesson.
2. **Pause and Pray.** Ask God to help clarify your purpose as you begin. Ask for wisdom and understanding. Ask God to help you be disciplined and focused and to overcome any obstacles in completing this study. Write 2 goals for this Bible study here:

3. **Here's what I already know about the book of 1st Corinthians...** Write down 5-8 things. *It's ok if you don't know anything at all.* Just write down what you think you already understand – names, concepts, key words, etc.



Lesson One Day Two

4. **Signed, Paul.** Paul wrote 1st & 2nd Corinthians and several other “books” of the New Testament. What are two or three things you’re pretty sure you already know about Paul? If you don’t know anything, that’s ok! State something simple – he’s a man, for example. NOTE: What we refer to as “books” of the New Testament were actually written as letters, called “epistles”, and circulated around the area from church to church, town to town, and friend to friend.

1)

2)

3)

5. **Read Acts 7:51–8:3.** This is the first time that Paul (known also as “Saul”) appears in the Bible. What is he doing in this account?

What do you imagine is the emotional tone of the situation going on?

Who else was with Paul (Saul) when this happened?

How would you describe Paul’s personality and priorities based only on this account?

...Ready for the Word...



Remember the excitement of getting new things for a new school year? A backpack? A new pencil box? Cute new outfits? Maybe you’re like me and you love a new pen or pencil! Getting back to school is a part of the rhythm of our lives from our earliest memories. There’s something fresh and optimistic about it. We have a clean slate, readiness, and a hope for the year ahead. This study ahead of us is like that. We have the opportunity to sit at the feet of Jesus and let the Holy Spirit be our teacher, this study group to be our classroom of friends, and the days ahead our school year of events.

My heart as we begin is that you will delight to learn a bit more every day. My hope is that we will together grasp that the riches of God’s amazing Word to us are simple enough for a child to understand and deep enough that we can never reach the depths - but we will so love the journey. “Let the Word of God dwell in you richly” - that’s the theme verse of this study and of every study I write. Instead of Bible study being some way of being a “good Christian” or of getting things checked on your “to-do” list, let’s ask God together - today! - to help us keep it simple and still find ourselves overwhelmed by the great, deep, beautiful depths of God’s love as we dwell in His Word.

 **Jennifer**

Lesson One Day Three

Memorize & Meditate

1st Corinthians 16:13-14

...Dwell in the Word...

1. **Pause & Pray.** Pray for your Grace Group that God would give clarity and understanding as we all dwell in His Word today. Write the names of Grace Group friends you can pray for here along with one or two priority "focus words*." My priority focus word(s) as I study today:

.....

2. **Memorize & Meditate...** Write 1st Corinthians 16:13-14 in RED in the verse box. Say it aloud as you write. What translation are you memorizing this verse from? _____

!

3. **Simply Read.** Today we are reading 1st Corinthians chapters 1, 2, and 3.

!

4. **Read & Engage.** Use a highlighter to note people, places, key verses as you read through these chapters. Each day will take about 20 minutes to read and make notes.

- The point is to read 1st Corinthians. Don't allow yourself to become overwhelmed with the content. We will study 1st Corinthians for the next several months - for now, simply read and let the Word of God dwell in you.
- Allow yourself to get a "big picture" idea. What do you read about the nature of God? Any key words or themes you're reading? What surprises you? Confuses you? What connections are you making with other concepts in the Bible?
- **Ask:** "How does this passage point to the theme of "Love & Light"?"
- **Knowing God...** The most important thing you'll ever know from the Bible is understanding the character and nature of God. **Look for ways that God is revealed in every passage you read.**

	<i>people/places</i>	<i>Truth about GOD</i>	<i>big idea</i>	<i>my questions/thoughts</i>
<i>CHAPTER 1</i>				

Lesson One Day Three

	PEOPLE/PLACES	TRUTH ABOUT GOD	BIG IDEA	MY QUESTIONS/THOUGHTS
CHAPTER 2				
CHAPTER 3				

5. The Best Commentary. The most important way you can grow in your faith and understanding of God is to let the Bible teach you about the Bible. Reading the study notes in your Bible is helpful, sure, but if you'll try to read the Bible first before getting someone else's ideas, you will begin to grow more than you thought possible! As a Christian you have the Holy Spirit in you and God has promised that when you let the Word of Christ dwell in you, you'll have greater understanding. Look back through these chapters. Note any passages you read that were originally in the Old Testament. Write the references for those passages here:

.....

Wow! Well done! See you tomorrow as we continue our bird's eye view of 1st Corinthians.

Lesson One Day Four

Memorize & Meditate

1st Corinthians 16:13-14

...Dwell in the Word...

1. **Pause & Pray.** What are two ways you can be grateful for what God is doing in your life today? Write that here and then take time to pray before you begin today's lesson...

.....

2. **Memorize & Meditate.** Write 1st Corinthians 16:13-14 above. Can you say it from memory today? Write this verse on a sticky note and put it somewhere you'll see it throughout the day. Take a photo of your verse and send it to your study buddy.

.....

3. **Simply Read.** Today's reading is 1st Corinthians chapters 4, 5, and 6.

4. **Read & Engage.** We're continuing our big overview of 1st Corinthians. Did you know that most Christians have never read through a book of the Bible? Maybe a few passages, perhaps heard a sermon series. **But you are doing something really amazing!** Remember, "Your Word is a lamp unto my feet and light unto my path" - that means every word of God! Let the light of God's word shine on your path today!

	PEOPLE/PLACES	TRUTH ABOUT GOD	BIG IDEAS	MY QUESTIONS/THOUGHTS
CHAPTER 4				

Lesson One Day Four

	PEOPLE/PLACES	TRUTH ABOUT GOD	BIG IDEAS	MY QUESTIONS/THOUGHTS
CHAPTER 5				
CHAPTER 6				

5. Current Event? List any issues you read about in today's chapters that could have been written about in our own day and age. What does this tell you about human nature?

.....

Lesson One Day Five

Memorize & Meditate

1st Corinthians 16:13-14

...Dwell in the Word...

1. **Engage.** Sometimes reading the Bible can be a breeze and other times it can be really challenging. What are some reasons why you have found it challenging to read and understand the Bible?

! ! ! ! !

2. **Pause & Pray.** Ask God to give you wisdom today as you read. Specifically talk to God about the challenges you've had and listen as He answers your prayer for help in this.

!

3. **Memorize & Meditate.** Write 1st Corinthians 16:13-14 above. Try reciting your verse aloud - without looking! How'd you do?

!

4. **Simply Read.** Today's reading is 1st Corinthians chapters 7, 8, and 9.

!

5. **Read & Engage.** Record your thoughts and questions as you read. Use a colored highlighter to help you mark important concepts you want to recall later.

	PEOPLE/PLACES	TRUTH ABOUT GOD	BIG IDEAS	MY QUESTIONS/THOUGHTS
CHAPTER 7				

Lesson One Day Five

	PEOPLE/PLACES	TRUTH ABOUT GOD	BIG IDEAS	MY QUESTIONS/THOUGHTS
CHAPTER 8				
CHAPTER 9				

Lesson One Day Six

Memorize & Meditate

1st Corinthians 16:13-14

...Dwell in the Word...

1. **Pause & Pray.** Do you every get started on reading and completely lose focus and wonder where your mind went off to? Just me? Ha. I think we all can relate! Why not ask God for a clear mind and focus as you begin today. Pray also for the women in your Grace Group. We all need the help in our prayer life, right? Write some specific ways you would like to grow in the way you pray:

2. **Memorize & Meditate.** We're not just memorizing, we are developing the spiritual discipline of meditation. While you're writing 1st Corinthians 16:13-14 breathe deeply, focus on these words, thank God for his Word, and meditate as you write.

3. **Simply Read.** Today's reading is 1st Corinthians chapters 10 and 11.

4. **Read & Engage.** As you read today, consider any connections to your experiences in church. Think about what church was like for you growing up and how it is today. How has it changed? How has it stayed the same?

Lesson One Day Six

	PEOPLE/PLACES	TRUTH ABOUT GOD	BIG IDEAS	MY QUESTIONS/THOUGHTS
CHAPTER 10				
CHAPTER 11				

Lesson One Day Seven

Memorize & Meditate

1st Corinthians 16:13-14

...Dwell in the Word...

1. **Pause & Pray.** What habits do you need to develop or improve on in how you approach Bible study? Ask God for help and write out one or two ways you want to grow more consistent.
2. **Memorize & Meditate.** Write this verse on your bathroom mirror in lipstick, Sharpie, dry erase, etc. and have some fun memorizing today! Take a mirror selfie and share it with a friend. 😊
3. **Simply Read.** Today we are reading 1st Corinthians chapters 12 and 13.
4. **Read & Engage.** 1st Corinthians chapter 13 is one of the most recognized chapters in the Bible. What verse or verses are you most familiar with? Have you ever heard this chapter read or referred to outside of a Bible study or Christian group setting?

Lesson One Day Seven

	PEOPLE/PLACES	TRUTH ABOUT GOD	BIG IDEAS	MY QUESTIONS/THOUGHTS
CHAPTER 12				
CHAPTER 13				

Lesson One Day Eight

Memorize & Meditate

1st Corinthians 16:13-14

...Dwell in the Word...

1. **Pause & Pray.** There's a lot on your plate today. Take a deep breath and instead of just jumping in to today's lesson, pray with your hands open, palms facing up and ask God to help you with all that is on your heart and mind. Write your prayer here...

2. **Memorize & Meditate.** We've been practicing this verse for 7 days now! How are you doing? Here's a challenge - write your verse with your eyes closed! Can you do it?

3. **Simply Read.** Today we're reading 1st Corinthians chapters 14-16.

4. **Read & Engage.** What is the most important, most essential truth to the Christians faith? What sets Christianity apart from all other world religions?

	PEOPLE/PLACES	TRUTH ABOUT GOD	BIG IDEAS	MY QUESTIONS/THOUGHTS
CHAPTER 14				

Lesson One Day Eight

	PEOPLE/PLACES	TRUTH ABOUT GOD	BIG IDEAS	MY QUESTIONS/THOUGHTS
CHAPTER 15				
CHAPTER 16				

Lesson One Day Nine

Memorize & Meditate

1st Corinthians 16:13-14

...Dwell in the Word...

1. **Pause & Pray.** Pray for the other women in your Grace Group. Ask God to give each woman a strong sense of His grace and strength in their life today. Write your prayer here:

.....

2. **Memorize & Meditate.** Well, you wrote your verse with your eyes closed yesterday! Wow. You are amazing. Today, I think we shall write with our eyes open...but with your non-dominate hand! Ha! Have fun, and be sure to post a photo of your masterpiece!

!

3. **Simply Read.** Today we're reading 1st Corinthians start to finish. Paul wrote this letter to the church in Corinth. There were no chapter or verse numbers. They would have read it in one sitting. We're going to do that today.

!

4. **Read & Engage.** The theme of this study through 1st Corinthians is "Love & Light" As you read today consider how you have seen that that theme throughout 1st Corinthians. Make some notes below about what love and light mean in the context of 1st Corinthians.

.....

!



"Let the Word of Christ
dwell in you richly."

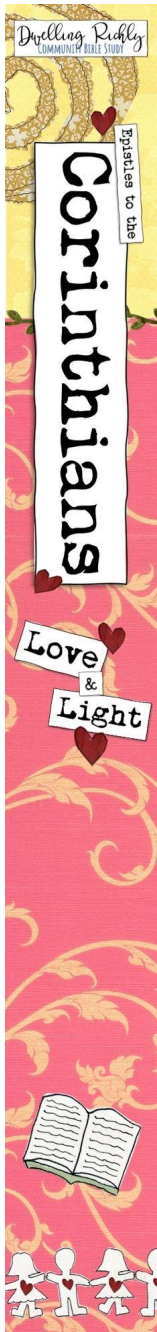
Colossians 3:16

Lesson One Day Ten

Memorize & Meditate

1st Corinthians 16:13-14

...Create & Share...



Pssst...before you begin this day, join me on YouTube! I created a special lesson for you and would love to have you join me. Go to www.YouTube.com/c/jenniferRichmond

In every lesson of this study **Day Ten** is set aside as a special "Create & Share" day. The idea is tied to the Dwelling Richly concept that we don't just "do" Bible study we move with it, live in it, think, engage, and bring our ideas out into our real life with it.

So, on Day Ten we take what we've been reading and learning and dwelling upon and bring it all together to create something new and personal, then share it to bless someone.

I developed this part of the Dwelling Richly study because I wanted to see women not just study and bring the Word in, but to let it move around inside of them and then come back out in a way that would bless others.

...

Jesus was the ultimate example to us of exactly what this day is set aside for...creating and sharing. Everywhere Jesus Christ went he created. He is the epitome of all of creation and is one with God as the Creator. He is our beautiful example to follow as he shared not only in the simple acts of kindness but in the stunning and miraculous acts of sharing his healing power.

...

We were made in His image - to do and be and live like Him - not just because that's what a good Christian "should" do, but because we are most like Jesus when we imitate Him and live up to His image within us. So, our **Create & Share** time is not just another "step" in our Bible study - it is literally fulfilling what we have been called to do, "be imitators of God as dearly loved children."

...

I encourage you to embrace this time in each lesson. To challenge yourself to reach a bit even if it's out of your comfort zone to "create." So many women don't think of themselves as creative and feel awkward trying to express themselves artistically. But, I hope you'll grow in this area and really embrace the spirit of creating and of sharing. I believe it will bring a wholeness to you in ways you never expected.

...

I opened this study with 1st Corinthians 16:13-14 as our central meditation because I wanted us to think about how God has great expectations for us. To live in Christ is to live watchful, standing firm, being courageous, and above all, to let everything we do be done in love.

...


Think about what it looks like in your mind when you consider that bold calling. What would your life look like if you did not live so courageously or if you didn't stand firm. What does letting all you do be done in love look like to you?

...

Now take some time to draw, the image in your mind. It's ok if you're not good at drawing - Go ahead and embrace the act of creating and just enjoy the process. Listen to our worship playlist as you draw. Read 1st Corinthians 16:13-14 and keep that in mind as you draw as well. Creating is an important part of letting "the Word of God dwell in you...richly."

p.s. I would love for you to share with me! You can email or text me! Jennifer@LaMiradaChurch.com, 562.755.4964







"Let the Word of Christ
dwell in you richly."

Colossians 3:16