

Exodus- Deuteronomy

Saved &
Set Apart

Lesson Five

שְׁמַע יִשְׂרָאֵל

Hear, O Israel

יְהוָה אֱלֹהֵינוּ

the LORD our God

יְהוָה אֶחָד

the LORD is one

וְאַהַבְתָּ אֹת

and you shall love

יְהוָה אֱלֹהֶיךָ

Yahweh, your God

בְּכָל לִבְבְּךָ

with all your heart

וּבְכָל נַפְשְׁךָ

with all your soul

וּבְכָל מְאֹדְךָ

with all your strength



"Let the Word of Christ
dwell in you richly."

Colossians 3:16

Lesson Five Day One

...Welcome...

Today our Grace Group and Teaching Time will cover the passages from Lesson Four - Exodus chapters 28-40

...Quiet Time...

Is your phone on silent?

1. **Reflect...**What was something that you enjoyed learning about in Lesson Four?
|
|
|
2. **Grow...**How has setting time for dwelling in the Word been easy for you this past session? Difficult?
|
|
3. **Get Ready...**Review the questions below and prepare for Grace Groups.



...Grace Group...

Open with prayer and recite the "Shema"

DAY	PAGE	
1...	98	Share something you learned from the previous message or Grace Group time.
2...	99-100	Which flyover day did you have the most questions or notes? Share one of those.
3...	101-102	#s 2, 5, 8
4...	103-104	#s 2, 4, 8
5...	105-106	#s 1, 5, 9
6...	107-108	#s 2, 4, 7
7...	109-110	#s 1, 3, 10
8...	111-112	#s 2, 5 or 6, and 7 as time permits - especially if someone did Ex. 34:26b!
9...	113-115	#s 1, 4, 10
10...	117	Create & Share

How can we pray with you today?

There's a lot going on in your life and your heart this week.

Please let us come alongside and lift you up in prayer.

You can share in the group prayer journal, with your Grace Group leader and Pastor Jennifer is available to meet with you for pastoral care and prayer time as well.

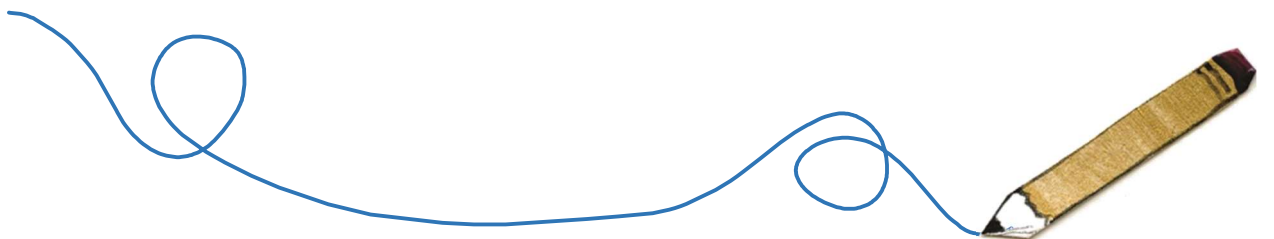
You are loved and prayed for!

Lesson Five Day One

...Teaching Time...

Lesson Four Review - Exodus 28-40

Watch or listen to this teaching session on the *Dwelling Richly* podcast (iTunes, Spotify, any podcast app) or on [YouTube.com/c/JenniferRichmond](https://www.youtube.com/c/JenniferRichmond)



...My Heart to Yours...

I didn't grow up on a farm or a ranch or any place that brought me close to the source of the food I ate.

We bought our groceries wrapped in plastic containers or bags, sealed into cans, or vacuum packed into styrofoam trays. Someone picked, sorted, separated, and washed the produce we ate...and that seems lovely to imagine. Fresh greens, ripened fruits, picked and put away on a truck and brought home for me to enjoy in my salad or side dish.

You know what doesn't seem as lovely? The image of an animal that will become my main dish.

I know somewhere in another part of the state is farm where that cow, or sheep, or chicken will be raised and then brought to a slaughterhouse. Even typing that word 'slaughterhouse' - is hard!

Being disconnected from the foods I enjoy keeps me disconnected from the cost as well. Oh, not the financial cost - although I feel that in my wallet for sure - but the reality cost. The reality of a life ending. The sound of animals lowing and bumping around on their way up a ramp toward their demise.

The smells and the sights of the areas where those lives are taken - I can faintly imagine it, but not really. When I enjoy a meal I enjoy the convenience of simply opening a package and preparing the recipe with little thought of what brought it all to my table.

The cost of being separated from God can feel distant as well. The sin that creates a cavern between us is too easy to lose sight of.

Being a saved is a lovely thought. Knowing God hears my prayers is reassuring. But counting the cost of that privilege is often just a faint whisper.

How thrilled God's people were to be rescued from Egypt. How filled with relief to no longer be trapped and enslaved. They were no longer just a people, now they were "the people" of God and they had the privilege of being in fellowship with Him...but there would be a cost.

As you read through the passages in these days ahead you'll be able to hear and see, smell, even taste the cost - to be in fellowship with a holy God meant remaining holy.

That holiness will come at the cost of sacrifices - bulls, rams, lambs, goats, and birds - having their blood spilled, splashed, and poured out. Their flesh burned - consumed totally by the fires of non-stop offerings. Sun up to sundown a cloud of smoke will never cease to be lifted up to the LORD so that the people can remain holy and in His presence.

It's lovely to be saved - it's meaningful to know the cost. I take care to appreciate in any way I can the cost of the meal I enjoy at my dinner table - to not allow the distance between me and the farm create a dull lack of gratitude. In the same way, in the pages of Scripture and the details of the offerings lifted up at great cost I appreciate what it takes to be in the presence of a holy God.

I know what is coming...a new covenant, the Light that created the shadow in the types that fill these pages in Leviticus and Numbers, and I'm so thankful...but for now, I'll embrace the reality of the cost and be grateful that God did make a way for me...for us...to be in His holy presence.

Eyes on Him,

 Jennifer

Lesson Five Day One

... Day by Day...

<input checked="" type="checkbox"/> <u>My Dates</u>	<u>Day</u>	<u>Content</u>
<input type="checkbox"/> <u>November 1</u>	1	Grace Groups & Message <u>READ</u> <u>WRITE</u>
<input type="checkbox"/>	2	Numbers 7:1-10:10; Leviticus 1:1-7:38
<input type="checkbox"/>	3	Numbers 7:1-88 Psalm 5:1-2
<input type="checkbox"/>	4	Numbers 7:89-8:26 Psalm 5:3-4
<input type="checkbox"/>	5	Numbers 9:1-10:10 Psalm 5:5-6
<input type="checkbox"/>	6	Leviticus 1:1-17; 6:8-13 Psalm 5:7-8
<input type="checkbox"/>	7	Leviticus 2:1-3:17; 6:14-23; 7:11-36 Psalm 5:9-10
<input type="checkbox"/>	8	Leviticus 4:1-5:13; 6:24-30 Psalm 5:11-12
<input type="checkbox"/>	9	Leviticus 5:14-7:38
<input type="checkbox"/>	10	Create & Share

...Memorize & Meditate...

Psalm 5:11

(Memorize from any translation.)

But let all who take refuge in
you be glad;
let them ever sing for joy.
Spread your protection over
them,
that those who love your
name may rejoice in you.


...Write the Word...


Psalm 5:1-12

"Write the Word" pages are available on the
Saved & Set Apart page at
JenniferGRichmond.com

also here...

www.jennifergrichmond.com/wp-content/uploads/Ex-Deut-Write-the-Word_.pdf

Short on Time? Answer these: 

 Dwelling Deeper - at the end of the lesson.

Lesson Five Day Two

Memorize & Meditate

...Dwell in the Word...

- Pause & Pray:** Pray for all those in your Grace Group as we begin this lesson together.
- Memorize & Meditate:** Write
- Simply Read:** Numbers 7-10; Leviticus 1-9

...Read & Engage...

- (1) Look for firsts and repeats - words, ideas, objects, actions, etc.
- (2) Ask: How does this reveal God's nature - mercy, grace, love, forgiveness?

1. **Read for Day 3:** Numbers chapter 7:1-88 - Note the name of each tribe's leader:



2. **Read for Day 4:** Numbers chapter 7:89-8:26 - Note any details that surprise you.

3. **Read for Day 5:** Numbers 9:1-10:10 - How do you see God being revealed in these passages?

...Dwell Well...

In our modern way of communicating, we tend to prefer succinct, brief, notes instead of repeated, duplicated, and detailed descriptions.

As you read these passages, embrace the reality that these pages were not written to you but "for you." Each chapter of every book has a first intended audience. If you find yourself bored with the repetition or feeling dreary in the details consider the possibility that you are trying to put your 21st century modern preferences on an ancient text. Then, adjust your thought process and appreciate what you are reading and experience it for what it is - God's Holy Word - and let the "Word of Christ dwell in you richly."

Lesson Five Day Two

4. **Read for Day 6:** Leviticus 1:1-17; 6:8-13. Note any questions you have concerning these passages:

5. **Read for Day 7:** Leviticus 2:1-3:17; 6:14-23; 7:11-36 .How do you see God's gracious nature in these passages?

6. **Read for Day 8:** Leviticus 4:1-5:13; 6:24-30. What comes to your mind as you picture the details in these passages?

7. **Read for Day 9:** Leviticus 5:14-7:38 - What questions does this passage leave you with?

Lesson Five Day Three

Memorize & Meditate

...Dwell in the Word...

- Pause & Pray:** Ask God to give you a **clear, focused** mind as you dwell in His Word.
- Memorize & Meditate:** Write the verse in ALL CAPS.
- Simply Read:** Numbers 7:1-88
- Write the Word:** Write Psalm 5:1-2

...Read & Engage...

1. **The Big Day.** (Num. 7:1; Ex. 40) This is a big, big day in Israel's young history! Review Exodus chapter 40 for a reminder and describe what has taken place on this day. Note also the exact month and day on the Jewish calendar:

What has Moses done?

What has God done? (Ex. 40:34-38)

2. **Family Tree.** (Num. 7:12) Make a note of who Amminadab and Nashon are. Think about how they are related to Moses. What is his (Nashon's) special role in presenting the offering on the day of dedicating the altar? Read also Exodus 6:23, 2 Chronicles 2:9-11, Matthew 1:4, Luke 3:33.



3. **A Special Role.** (Numbers 7:6-9) How are the roles of Gershon, Merari, and Kohath - three subtribes of Levi - different from the roles of the other tribal chiefs? Think about whose tribe they represent. (We'll be getting back to these tribes in Lesson 8 when we cover Numbers 1-6.)

Lesson Five Day Three

4. **A Partridge in a Pear Tree?** (Num. 7:12-83) What does the Christmas song "The Twelve Days of Christmas" have to do with Numbers chapter seven? Nothing, really, but, perhaps try singing (or imagining the tune) along with the verses that introduce each time a tribe's gift is presented.



"On the first day of Nissan, God's true love brought to Him..." But instead of different items each day, the tribes present the exact same offerings. Note the items offered under each type of offering:

GRAIN

BURNT

SIN

PEACE

5. **Tabernacle Math.** (Num. 7:84-88) Note the totals for each item (animal, plate, bowl, etc):

Silver plates: _____
 Silver basins: _____
 Golden dishes: _____
 Bulls: _____ + _____ = _____
 Rams: _____ + _____ = _____
 Lambs: _____ + _____ = _____
 Goats: _____ + _____ = _____



Dig Deeper: How much space does one bull require? One ram? Lamb? How much space would all these animals require?

What about the weight of the silver plates and basins? The gold dishes? The incense?

6. **Imagine the Day.** (Num. 7) Imagine you are in the tribe of Judah – first to present your tribes' offerings. What does it feel like to see all those animals being led to the newly anointed and consecrated tabernacle? What role might you have played in helping your tribe gather the needed supplies? How does it make you feel to be a part of this festival of dedication? Write a diary entry from your perspective as a daughter of the tribe of Judah:



LEARNING HEBREW

תְּנוּכָה

(khan-ook-kah) Num. 7:10, 11, 84, 88

Meaning: (n) dedication, consecration

This is the first time this word is used in the Bible. Hanukkah is the name of the Jewish holiday, celebrating the rededication of the temple in 164BC.

7. **Saved and Set Apart.** (Romans 11:1-12:1) How are you as a believer in Jesus Christ connected today to this special day of offering for the Tabernacle? Think about your response to #2 especially in light of Romans 11. Listen to the review message from the previous lesson ("Give You My Heart") for some further insight.



Lesson Five Day Four

Memorize & Meditate

...Dwell in the Word...

- Pause & Pray:
- Memorize & Meditate:
- Simply Read: Numbers 7:89-8:26
- Write the Word: Write Psalm 5:3-4

...Read & Engage...


1. **The Lights Are on, and the LORD is Home.** (Num. 7:89; Ex. 34-35) Describe the scene as the tent of meeting is completed, filled with God's glory, and Moses is able to enter:

LEARNING HEBREW


מְנוֹרָה

(men-oh-raw)
Num. 8:2

Meaning: (n) lampstand



2. **Let There Be Light.** (Num. 8:1-4) Review Exodus 25:31-40; 26:35; 30:27. How many lamps are on the lampstand? Think about the materials used for crafting the menorah. How do you imagine its structure, let alone the flames themselves, add to bring light into this sacred space?

3. **Sacred Service.** (Num. 8:5-13 and Ex. 19:3-6) Think back to what God had told the entire nation of Israel in Ex. 19:3-6. What has  God promised He would do and for whom?

Now the selected tribe - the Levites - are being especially set apart for their service. What is involved in setting them apart? How is the entire nation of Israel involved? How does this connect to the promise from Ex. 19?

Lesson Five Day Four

4. **They Shall Be Mine.** (Num. 8:14-19) How does God set apart the Levites for Himself and what is their special connection to the first Passover?



5. **Marked by Obedience.** (Num. 8:20-22) After the instructions and all the details setting the Levites apart, how do they respond?

6. **God's Retirement Plan.** (Num. 8:23-26) How do these details reveal the heart of God for His people?

7. **Connecting to Our Future.** (Num. 8; Rev. 14:4; Heb. 10:22; 1 Cor. 11:27-28) What is the importance in the life of a Christian of purity in worship and serving God? How does God's Word show that we are to live a holy life?



8. **Saved & Set Apart.** We know from reading the New Testament, that all believers in Christ are set apart as a kingdom of priests...no longer just those from Israel or the tribe of Levi. Review 1 Peter 2:9-12 and see how similar our role and even the preparation of our role as priests is to what the Levites experienced in Numbers chapter 8. Think about your own life today. What are you doing to take seriously your role as a priest?



Lesson Five Day Five

Memorize & Meditate

...Dwell in the Word...

- Pause & Pray:** Ask God to remove any blind spots from your heart and mind.
- Memorize & Meditate:** Say the verse aloud. See, read, think, speak, and hear the Word - that's Dwelling!
- Simply Read:** Numbers 9:1-10:10
- Write the Word:** Write Psalm 5:5-6

...Read & Engage...

1. **That Was Then; This is Now.** (Num. 9:1-5; Ex. 12). Review the events of Exodus 12. Think about how life has changed for the Israelites since that first Passover to now.



	Exodus 12	Numbers 9
LOCATION		
What had happened in the days leading up to this day?		
What was life like?		
Identity as a people?		
Reason for the Passover		(Review Ex. 12:14, 17, 24-27)

2. **What About Us?** (Num. 9:6-12) What does this account tell you about the heart of these men in light of their situation? What was God's response? What does that tell you about the heart of God?

Lesson Five Day Five

3. **Passing Over the Passover?** (Num. 9:13-14) What do the scenarios described here tell you about God's expectations and priorities regarding Passover? Why had God made keeping the Passover such a high priority?



4. **Ready, Set, BLOW!** (Num. 10:1-10) Note the trumpet signal for each of the following commands:

	TRUMPET SIGNAL
ASSEMBLE	
BREAK	
WAR!	
CELEBRATE	

5. **Cloudy with a Chance of Travel** (Num. 9:15-23) Imagine what your day-to-day life as described in this passage. What would be the best part? What, if anything, would be hard for you? Write your thoughts here as a diary entry or simply share your thoughts on how life with the Cloud and the Fire would be for you.

6. **Saved & Set Apart.** How is your life as a Christian similar to life of a newly freed Israelite?

Lesson Five Day Six

Memorize & Meditate

...Dwell in the Word...

- Pause & Pray:** Pray for Israel - that God's chosen people would repent and return to their God.
- Memorize & Meditate:** Recite the verse three times out loud after you write it above.
- Simply Read:** Leviticus 1:1-17; 6:8-13
- Write the Word:** Write Psalm 5:7-8

...Read & Engage...

Burnt Offerings - Grain Offerings - Peace Offerings - Sin Offerings - Guilt Offerings

1. **YHWH Has a Plan.** (Ex. 19:5-6) What did YHWH say was His plan for Israel? Note God's "you shall/will be..." statements. (Think back to your response Lesson 3-Day 6, #4 to help bring your thoughts together.)

v. 5 "you shall/will be..."

v. 6 "you shall/will be..."

Instead of just saying, "you shall be to me a treasured possession...a kingdom of priests...a holy nation" God has shown the way. The Ten Words (commandments) provided the essentials, and God continues to reveal what it will look like for His people to be set apart - holy and consecrated to Him. Not only do these commands lay out what it will look like from Israel's point of view looking forward, we as believers this side of the Cross, can look back and see how these commands anticipate the perfect life and sacrifice of Jesus Christ. We must be careful and not take liberties to over-spiritualize passages in the Bible - but we can with confidence see the spiritual message when the New Testament interprets a passage with its fulfillment in Jesus.

Leviticus opens with an expectation of communion - God with the people, the people with God. But, as we learned in Exodus, one cannot simply approach God. God is too holy and that kind of holiness is dangerous to be approached in a casual way. The first seven chapters of Leviticus describe in detail the five kinds of offerings that will make this communion possible - and survivable. Recall that Moses had asked God, "Show me your glory" and he was able to see a partial afterglow. Leviticus is the way for all to approach the holy God and to experience the requirements of such an approach.

Later in our study we will look carefully at the significance of each of the offerings and how each was a shadow anticipating the Light that would ultimately come in Jesus Christ: "the lamb of God who takes away the sin of the world" (John 1:29.) As you begin to understand these offerings keep asking: "How are these requirements creating a holy nation?" and "What does this requirement show me about who God is?"

2. **YHWH Provides a Way.** (Lev. 1:1-2) Look carefully at the wording in these opening verses. Note the "'when' not 'if' you bring..." wording. What does this tell you about God's expectations for His people?



Lesson Five Day Six

3. **Getting Ready to Commune.** (Lev. 1:3-4) Describe the burnt offering basics as outlined in these opening verses. (Refer to the illustration of the Tabernacle space included in Lesson 3.)

Where:

Why:

What the individual is to do:

What will happen:

4. **Presenting a Burnt Offering.** (Lev. 1:5-14) What kinds of animals were acceptable to God for a Burnt Offering? What parts were burned? Who was involved?

5. **At-One-Ment.** (Lev. 1:9, 13, 17) Presenting a whole burnt offering at the entrance to the tent of meeting opened the way for communion with God. A way of understanding this is seeing word "atonement" in its parts: "at-one-ment" - to be at one with God. Review chapter one and note how the offering was received by God - then consider the location of this offering in relation to the entire tabernacle. Why do you think this offering is especially important - think about it's location in the tabernacle.



6. **The Priest's Role.** (Lev. 6:8-13) This passage gives more instructions about the priest's responsibilities with the burnt offerings. What would a day in the life of a priest be like? .

LEARNING HEBREW

קָרְבָּן
(cor-ban) Lev. 1:2
Meaning: (n) offering

עֹלָה
(oh-lah) Lev. 1:3
Meaning: (n) whole burnt offering

כָּפַר
(kaw-far) Lev. 1:4
Meaning: (v) to cover
"atonement" is from this root word



Lesson Five Day Seven

Memorize & Meditate

...Dwell in the Word...

- Pause & Pray:** Lift up the leaders in your church – elders, deacons, staff, pastors
- Memorize & Meditate:** Write the verse on a note and post it where you'll see and review it during the day.
- Simply Read:** Leviticus 2:1-3:17; 6:14-23; 7:11-36
- Write the Word:** Write Psalm 5:9-10

...Read & Engage...

Burnt Offerings - Grain Offerings - Peace Offerings - Sin Offerings - Guilt Offerings

1. **Ingredients for the Grain Offering.** (Lev. 2:1-13) Make a list of the ingredients needed to present a typical grain offering:

2. **Betty Crocker Approved.** What are different "recipes" or ways of presenting the grain offering noted in Leviticus chapter 2 and 6:21?



3. **Don't Use This.** What two things must not be added to the grain offering? Think about the nature of these two things, the purpose they serve or their source. Think about why God would prohibit their use in this offering and offer your personal ideas:



4. **Similar but Different.** How are Grain and Burnt offerings similar? Different? One phrase about the result of these offerings is repeated in both passages. Note that phrase here as well:

Lesson Five Day Seven

5. **A Personalized Offering.** How is the Grain offering more personalized than other offerings? What is the purpose of this offering?

6. **Peace Offerings.** (Lev. 3:1-17) Also called "fellowship" or "well-being" offerings - Notice the difference between this and the "whole burnt" offering. Which parts of the animal is to be burned on the altar? Which parts are reserved and for whom?


Burned:

Reserved and for whom: (Lev. 7:30-36)

7. **Three Times to Bring Peace Offering.** (Lev. 7:12-16) What are three categories of Peace Offerings described?

8. **A Statute Forever.** (Lev. 3:17, 7:22-27) What does YHWH forbid Israelites from eating?

9. **Expressing Your Thankfulness.** If you were to bring a "sacrifice of peace" (Lev. 3:1 ESV) to YHWH today, what of the three reasons (Lev. 7:12-16) would prompt you to bring it? What is going on in your life today that would motivate such an offering? Who would you invite to share in this offering with you?



Lesson Five Day Eight

Memorize & Meditate

...Dwell in the Word...


- Pause & Pray:** Ask for a renewed spirit as you dwell and abide in His Word today.
- Memorize & Meditate:** Write your verse, take a photo, and share it on social media #DwellingRichly
- Simply Read:** Leviticus 4:1-5:13; 6:24-30
- Write the Word:** Write Psalm 5:11-12

...Read & Engage...

Burnt Offerings - Grain Offerings - Peace Offerings - **Sin Offerings** - Guilt Offerings

1. **The Point of Sin Offerings.** (Lev. 4:1-2) What is God providing by including this kind of offering?

2. **A Way for All, All Have a Way.** Note details for each of the people/groups mentioned in the laws concerning sin offerings:

	WHO	DETAILS - What do you see is similar in each case? Different?
 4:3ff		
4:13ff		
4:22ff		
4:27ff		

3. **To Er is Human.** It's always helpful to consider what God is doing, and it is also very helpful to think about what God didn't do. In the case of this passage, consider the alternative if God had not made a way for unintentional sins to be atoned for. What might that have meant for the people if chapter four of Leviticus was not part of their covenant?

Lesson Five Day Eight

4. **Getting Closer to YHWH.** The Burnt, Grain, and Peace/Fellowship offerings were all voluntary, but the Sin offering was not. Notice what is done with the blood in the Sin offering. Where does this take place in comparison to where the other three offerings were given?

Lev. 4:6, 17

Lev. 4:7a, 18a

Lev. 4:7b, 18b

Location of this offering in comparison to the other three:

5. **Forgiveness and Repentance.** (Lev. 4:31, 35) What is the sinner's response to their sin? What does the offering provide for that person?

6. **An Incomplete List Highlighting Complete Mercy.** (Lev. 5:1-13) Would it be possible to list every sin someone or a nation of people could commit? No, of course not. But, by noting these examples God is demonstrating His mercy and grace. Note the different unintentional sins listed and what could be done. Add one more example of an unintentional sin to the list based on what you've read in the Law thus far.

7. **Mercy and Grace for All.** How do you see God's loving provision for all people to have their sins forgiven no matter their social, leadership, or financial status?



Lesson Four Day Nine

Memorize & Meditate

...Dwell in the Word...

- Pause & Pray:** Ask God to give you a humble and repentant heart.
- Memorize & Meditate:** Write, then highlight key words. Can you recite the verse?
- Simply Read:** Leviticus 5:14-7:38

...Read & Engage...

Burnt Offerings - Grain Offerings - Peace Offerings - Sin Offerings - **Guilt Offerings**

1. **The Guilt/Trespass Offering.** What category of sin is unique to the guilt/trespass offering? :



5:14-19

6:1-7

2. **Principles of True Repentance.** What does it look like to be truly repentant for your wrongs? Consider the following passages and write a short summary:

Lev. 6:4 and Psalm 51:16-17 - How should the repentant respond?

Lev. 6:6; Luke 19:8-9 - What does repentance do?

Lev. 5:16, 18; 6:7 - What is required?

3. **Taking Holiness Seriously.** (Lev. 6:1-5) What areas of sin are described as being against the LORD? Do you think this "list" is complete or an example of sins?



(more space on the next page)

Lesson Five Day Nine

4. **"Shall Be Forgiven".** From Leviticus 4:20 through 6:7 the clear teaching of God's word is that a person or group of people "shall be forgiven". This phrase is repeated more times in Leviticus than any other book of the Bible. What is God's part in receiving the offerings? What is man's part? What does this teach you today about the nature of God and His heart toward and expectations of His people?

5. **Saved & Set Apart.** Like the nation in general, the priests from the tribe of Levi were saved and set apart - but they were unique in how they were set apart. Summarize their responsibilities and how God provided for them:

Lev. 6:9-13

Lev. 6:19-23

Lev. 6:16, 18, 26

Lev. 7:6-7

Lev. 7:8

6. **Scripture Interprets Scripture:** Read 1 Corinthians 9:13-14. How does Paul teach and apply the truth of the Old Covenant to life in the church - under the New Covenant? How does this apply to you personally in your church-life today? What does this principle tell you about God's nature?



Lesson Five Day Ten

Memorize & Meditate

...Dwell in the Word...

- Pause & Pray:** Your prayers are a sweet aroma to the LORD. Think about that as you pray today.
- Memorize & Meditate:** Write the verse in the box above.

...Create & Share...

In Leviticus chapter two we read about the grain offering and how the Israelites were to bring "a grain offering baked in the oven...it shall be unleavened loaves of fine flour mixed with oil or smeared with oil" (Lev. 2:4) ...and don't forget the salt! (Lev. 2:13)

Imagine the aroma! The scent of grains roasting, bread baking, all the families gathering to prepare, bake, and present their offering. Mingled with the burnt offering, Peace, Sin, or Guilt offerings the aroma must have been amazing as it wafted to the heavens - a pleasing aroma indeed!

We no longer are required to bring a grain offering - Jesus has fulfilled all offering requirements on our behalf - however, in the spirit of Creating & Sharing, let's create and share something that will bring this passage to life in our own homes.

CRISPY MATZO RECIPE

2 cups flour
½ teaspoon salt
⅓ cup olive oil
½ cups water

Pre-Heat Oven: 475 degrees

Step 1 - Mixing the Dough

Mix by hand: Combine all ingredients in a bowl. Add a little more flour if too sticky or water if too dry. The dough will form a ball and leave no residue on the sides of the bowl.

or

Food Processor: Put flour, salt and olive oil. Turn on machine add ½ cup water, combine until dough forms a firm ball

Step 2 - Make Dough Balls

Cut dough into 12 small balls by cutting the dough into halves, then half again, and again until you have 12 small balls.

On a floured surface, press and stretch or use a rolling pin to roll each ball into 6 to 8-inch circle - or any shape. The dough should thin - a little thinner than a flour tortilla.

Step 3 - Bake

Transfer to ungreased cookie sheets - a pizza stone works really well! Prick the surface several times with a fork, sprinkle with sea salt.

Bake 1-2 minutes on one side - be careful, you're not preparing a burnt offering! When they begin to puff up and brown, flip and cook for another minute or so on second side. You want to see bubbled bread and lightly browned edges and tops of the bubbles. Repeat with all the dough and let cool completely.

Delicious! Serve and enjoy with good quality olive oil. Bring your matzah to Bible study and share!

p.s. Aren't you glad I didn't ask you to prepare Sin Offering

...Notes...

...Dwelling Deeper...

Look for the Dwelling Deeper icon...  ...Then come here to think and respond...



1. **Tabernacle Math.** How much space does one bull require? One ram? Lamb? How much space would all these animals require? What about the weight of the silver plates and basins? The gold dishes? The incense?



"Let the Word of Christ
dwell in you richly."

Colossians 3:16