



Faithful & Fearless

RUTH & ESTHER

Lesson Three

LA MIRADA CHRISTIAN CHURCH
DWELLING RICHLY BIBLE STUDY





Written by
Jennifer Richmond
©2019, Dwelling Richly

...Let the word of Christ dwell in you richly...

Join the Dwelling Richly online studies at www.YouTube.com/c/JenniferRichmond

[Listen to the complete "Faithful and Fearless" Bible study playlist](#)

Worship with the ["Faithful & Fearless"](#) study on our Spotify playlist.

..Lesson Two Introduction...

Welcome Back! Let's share what we've learned and how God is teaching us through this past lesson in Ruth. If you are new or didn't get a chance to do your study from Lesson One, please enjoy the fellowship and insights of others in your group. Thank you for being mindful of others and their time to share.

1. Recite Psalm 42 together

Share your responses...

2. Page 6, question 9
3. Page 15, questions 4 & 5
4. Page 17, question 7
5. Page 21, questions 6, 7, & 8
6. Page 23, questions 7 & 8
7. Share your Create & Share
8. Pass around the Prayer Journal. Please feel free to share aloud as you write your prayer/praise in your group journal. If you have a prayer request that is more private, you can share with your group leader or our teaching leader, Jennifer after the study.

...Group Guidelines...

📖 God's Word is our standard. We'll use the Bible - not personal opinion, popular teachers, or church tradition - as our guide for everything. We are using the English Standard Version (ESV) Bible for this study.

♥ We come from varying faith backgrounds, so please be thoughtful of denominational and religious differences.

🚫 Avoid commentaries or study notes in your Bible. Trust God, pray, ask for wisdom then read and answer on your own.

👉 We're all learning. Be gracious and patient with yourself and with others. No one has it all figured out.

✓ This isn't a personal opinion study. This is a Bible study. So, there are going to be "right" and "wrong" answers. Try your best and have a humble and teachable spirit.

🗣️ You don't have to share, but if you did the reading and the study this week, why not chime in? We all benefit from one another's thoughts and questions. I bet you have something great to share! 😊

🕒 Didn't finish the study this week? That's ok. Life gets busy. You're here! Yay, you! This will be a good week for you to listen and perhaps jot down answers as others share.

🍷 Be considerate of your "slice of the pie" Share your thoughts, and allow time for others to do the same.

🕒 Watch the time. We'll usually return for teaching time by 7:45pm (evening) or 10:45am (morning) group. So, your leader will wrap up the discussion five minutes before that.

Lesson Two Review

Listen to this talk at www.DwellingRichly.podbean.com

...Lesson Three - Day One...

...WRITE & MEMORIZE THE WORD...

PSALM 42:5-6

...DWELL IN THE WORD...

Welcome back! Over the next two weeks, we'll read, write, memorize, and study our way through Ruth and Psalm 42.

TODAY: Read Ruth – the whole book – and read Psalm 42 along with that.

THINK...note any words or phrases that stand out to you in a new way having read these passages now several times.

Over this Lesson, we'll be memorizing Psalm 42:1-6. We've now memorized verses 1-4, so be sure to continue reciting them as you add on the next two verses. I've included Psalm 42 at the end of this lesson packet. Join the online weekday study group!

- **LIVE** around 9am weekdays on [Facebook.com/lmccwomen](https://www.facebook.com/lmccwomen) and archived on the LMCC Women page
 - **LATER** on the Dwelling Richly podcast or [YouTube.com/c/JenniferRichmond](https://www.youtube.com/c/JenniferRichmond)
- Also, you can access these lesson pages online on the Women's Ministry page here: [LaMiradaChurch.com](https://www.lamiradachurch.com)

"LET THE WORD OF CHRIST
DWELL IN YOU RICHLY."

COLOSSIANS 3:16

...Lesson Three - Day Two...

...WRITE & MEMORIZE THE WORD...

PSALM 42:5-6

...DWELL IN THE WORD...



Over the course of the "Faithful and Fearless" study, you'll be writing your own copy of Ruth and Esther. At the end of this lesson packet, I have provided several blank pages for you to "Write the Word."

While you study, write any notes, thoughts, questions, even drawings, that will help you engage and understand the Scripture. Before you read and write, pray that God would open the eyes of your heart to see clearly the wonders in His word (Psalm 119:18) and that He would give you wisdom (James 1:5) to grasp and apply what you are reading.

TODAY'S LESSON:

1. Write Ruth chapter four
2. Write & memorize Psalm 42:5-6 – Review and meditate on these verses daily. I've provided space at the opening of each lesson for this. You'll find all of Psalm 42 printed for you in the back of this lesson.

...CREATE & SHARE THINK AHEAD...

The last day of each lesson in this study is set aside to bring together your thoughts and feeling about what you learned through the passages we studied. Before you begin each lesson, look ahead to the "CREATE & SHARE" day so you can be thinking ahead and maybe even completing it as you go.



...Lesson Three - Day Three...

...WRITE & MEMORIZE THE WORD...

PSALM 42:5-6

...DWELL IN THE WORD...

1. **LET'S GET UP TO SPEED** from the cliffhanger of our previous lesson. We wrapped up at Ruth 3:18 with Naomi telling Ruth to do what?

2. **REVIEW** the following verses and note what specific actions Boaz took:

4:1a He went to the _____ (this is where legal transactions took place.)

4:1b Ruth's _____ - _____ comes by and Boaz gets the man to join him by the gate

4:2 Boaz took _____ of the elders to the gate also. Ten elders were required for a full court to make any legal proceedings official.

4:3-10 (What does Boaz do here in front of the witnesses?)

4:11 How do the witnesses respond?

Note especially the phrase in verse 11 – “may you be...famous in Bethlehem. Through the offspring the Lord gives you...”

3. **WE FIRST HEAR** of Boaz in Ruth 2:20. What two ways does Naomi describe Boaz?

Family relation - _____

Role in the Family - _____


4. **BOAZ IS A CLOSE RELATIVE** and a redeemer, but...What does Boaz explain to Ruth about their situation in Ruth 3:12

5. **WRITE** a definition of “redeem.”
6. **WHY** weren’t Naomi or Ruth qualified to redeem the land themselves?
7. **SO, HERE IS BOAZ** getting things set up so he can legally redeem the land and knowing that by doing that he will acquire who along with it? (Ruth 4:5)
8. Spiritually speaking, **HOW DOES OUR STATE COMPARE** with that of Naomi’s and Ruth’s? Read [Ephesians 2:1-3](#)
9. And, **HOW IS JESUS QUALIFIED TO REDEEM US?** Here are some verses to get you started, but list any others you feel help explain Jesus’ qualifications as our redeemer. [Mark 10:45](#) and [Romans 5:8](#)

We'll be looking again at this idea at the end of this lesson.

...REFLECT ON THE WORD...

Remember that this story is set during a time when “Israel had no king, and everyone did as he saw fit” (Judges 21:25). More often than not this meant NOT obeying God’s laws and not honoring God’s ways. This is why the period recorded in Judges is filled with the many times God’s people were under discipline. But Boaz and Ruth stand as shining examples of the rewards and lasting blessings that come when we are honorable in our ways toward God.



...Lesson Three - Day Four...

...WRITE & MEMORIZE THE WORD...

PSALM 42:5-6

...DWELL IN THE WORD...

1. **LIST** below every person mentioned by name from Ruth 1:1-4:1, then add a word or phrase to summarize their role in the account.

1) _____ - _____

2) _____ - _____

3) _____ - _____

4) _____ - _____

5) _____ - _____

6) _____ - _____

7) _____ - _____

2. In Ruth 4:1 we meet **A NEW CHARACTER** in this account. He is referred to twice in verse one, first by the narrator of Ruth and then by Boaz. How is he referred to...

by the narrator: _____ by Boaz: _____

3. Given that the author of Ruth has taken the time to name even Ruth's and Orpah's dead husbands, **WHY DO YOU THINK** the author leaves out the name of Ruth's potential Kinsman-Redeemer?

4. From Ruth 4:1-4, **SUMMARIZE** Boaz's explanation of the situation:

...WORD STUDY...

The word translated "friend" in most versions (ESV, NIV, NASB, etc) is from the Hebrew words פְּלוֹנֵי אֲלֹמֹנִי (ploni 'almoni) meaning literally "Mr. So-and-So." Some translations render it "John Doe" or just leave out a name all together. The point is that the narrator of this account could have included this man's name but deliberately leaves it lost to history.

5. How does **MR. SO-AND-SO** respond initially? _____

6. **READ** Ruth 4:5 Boaz then brings up what other details?

7. Now, how does Mr. So-and-So **RESPOND**? _____

*What reason did this un-named man give for not wanting to be her kinsman-redeemer? Hint: Read 4:5-6
Write his exact words here:

*We're going to come back to this question later in the study so don't skip this! (**SO EXCITING!!!**)

8. **READ** Ruth 4:7-8. What does the narrator say about the custom?

1) **ITS HISTORY:**

2) **THE CUSTOM ITSELF:**

9. From Ruth 4:9-10, **WHAT DOES BOAZ "BUY"** in this transaction?

10. Peek ahead to the final list of names given in Ruth. Read Ruth 4:18-22. List the names here:

... REFLECT ON THE WORD ...

What's in a name? Well, letters, of course, but along with the name comes all that that person represents. Think of these names: Elvis Presley, Mother Teresa, Noah, Mr. Rogers, Princess Diana, Hitler.

Just reading that list evoked pictures in your mind and emotions in your heart. You associated the names – even the ones that were less familiar to you – with the event, career, influence, or character traits of that person. Here we are in the account of Ruth and all the key players are named – even the ones who died. One significant person's name is left out, Mr. Almost-but-not-quite, Mr. Close-but-no-cigar, Mr. Coulda-Woulda-Shoulda...the man who shall remain unnamed – Mr. So-and-So. The only names that are mentioned in this account are the names that move the story to the key point. The near misses are left out. Why? Because this story is pointing to the ultimate Name, the Name above all names, the Name that one day every tongue will confess. The Name from whom all blessing flow and the Name to whom the final word of this book points - Jesus, the son of David and the root of Jesse.

...Lesson Three - Day Five...

...WRITE & MEMORIZE THE WORD...

PSALM 42:5-6

...DWELL IN THE WORD...

1. **READ RUTH 4:10-12** How do the elders respond to Boaz's announcement that "you are witnesses"?

2. **SUMMARIZE THE BLESSING** the elders give in verses 11-12:
Blessing to Ruth ("the woman")

Blessing to Boaz:

Blessing to Boaz's house:

3. **HOW IS RUTH** like Rachel and Leah? Read [Ruth 4:13](#); [Genesis 29:31](#); [30:22](#)

4. HOW IS THIS BLESSING ON RUTH REALIZED?
|
5. How is the blessing on **BOAZ** realized?
|
6. How is the blessing on the **HOUSE OF BOAZ** realized?
|
7. **REVIEW** Ruth 2:1, 3:11, and 4:11. The same word is used in each passage to describe first Boaz, then Ruth, then finally the blessing upon Boaz. **WHAT IS THE WORD?**
|
8. *A little extra interesting study...The Jewish Bible – Tanakh – the order of the individual books is different than in our Christian Old Testament. Interestingly, the book of Ruth is often sandwiched between Proverbs and Song of Solomon. Read Proverbs 31:10-31 (written by Solomon/Lemuel), and make any connections you see in the Jewish tradition of placing Proverbs right before Ruth.*
|

...REFLECT ON THE WORD...

We in the West don't have a tradition of speaking blessings over people, but this is more common in eastern cultures. What's interesting is that embedded in our culture is the idea of blessing. What do you say when you or someone else is leaving? "Goodbye" is actually a contraction of "God" + "Bless You."

What do you say when someone sneezes? "God bless you." Yet in the ancient Israel blessings were a significant and meaningful part of the culture and not just a toss-away thing to say in passing; it conveyed intent and expectation. The blessings spoken over Naomi, Ruth, and Boaz were not only rooted in thankfulness for the who these three were, they were expressions of faith in who God is and would be in their lives.

...Lesson Three - Day Six...

...WRITE & MEMORIZE THE WORD...

PSALM 42:5-6

...DWELL IN THE WORD...

That was then...This is now...

The author is giving us a beautiful conclusion to the desperate opening of Ruth.

1. **READ** [Ruth 1:8-10, 14, 19-21](#) and compare that encounter with Ruth 4:1-12

How is Naomi at the crossroads like Boaz at the city gates?

How is Orpah like Mr. So-and-So?

How is Ruth like the witnesses?

2. **HOW IS THE PROBLEM OF RUTH** 1:7-19 solved now in Ruth 4:1-12?

3. **COMPARE** the scene in Ruth 1:19b-22 to Ruth 4:13-17

4. **READ RUTH 4:15** Naomi's friends say what about Ruth to Naomi?

In a culture that whose mark of prosperity was defined by sons and land, this is a powerful statement!

5. **WHAT DID RUTH AND BOAZ NAME THEIR SON?** _____ His name means "servant" or more fully: "servant of the Lord"

6. **READ MATTHEW 1:2-6.** Write any names in the genealogy that also appear in Ruth 4:18-22

7. **READ [ISAIAH 43:1](#)** How does knowing this about God's nature impacts your life today?

8. **IMAGINE** you've met Ruth and Naomi on their journey from Moab back to start again and all the unknowns of Bethlehem, what would you tell them?

...REFLECT ON THE WORD...

Don't we all at some point just want a peek at our future? You are suffering loss – when will this feel right again? You are in a difficult job – how will this be made right? You are in a hard relationship – will this ever turn out all right? The advantage we have in knowing the end of Naomi's and Ruth's story isn't just that we know it all works out in the end, it's that we can see how only God could have woven the details, drama, and disappointments of their lives together in this way. The challenge of Ruth's story to us then is to appreciate the not-knowing-how-all-this-will-work-out part that each of them had to go through and to trust the God who does know it all in our own lives.

...Lesson Three - Day Seven...

...WRITE & MEMORIZE THE WORD...

PSALM 42:5-6

...DWELL IN THE WORD...

1. READ [PSALM 90](#) – Write two truths that speak to your heart today.

2. READ [DEUTERONOMY 23:3-4](#) What is the prohibition the LORD spoke against the Ammonites and Moabites in verse three?

How many generations were the Ammonites and Moabites prohibited? _____
Guess what? Ruth is of the eleventh generation! The next time you are tempted to skip a genealogy, remember this! Genealogies are helpful in seeing the amazing provision of God!

Earlier in our study, you outlined the Feasts of the Lord from Leviticus 23. The feasts were given by God to His people to commemorate a miraculous deliverance (Passover), a grateful Harvest (First-Fruits), the giving of the Law at Sinai and the blessing of harvest (Shavuot/Weeks), etc.. Three thousand years after Ruth, her account is read among observant Jews around the world during the Feast of Weeks (Shavuot in Hebrew and Pentacost in Greek). But why? Why read the book of Ruth?

3. READ [RUTH 1:22](#) Does this give you a hint? Why do you think the book of Ruth is read on the first day of the Feast of Weeks?

4. **I PROMISED EARLIER IN OUR LESSON** that we'd come back to Ruth 4:6 - the statement of Mr. So-and-So, or Ruth's Not-So-Kinsman-Redeemer. He was unwilling to redeem Ruth because he did not want to do what? I know you probably already wrote it down earlier...but do it again here. I promise this is really important!

5. **MR. SO-AND-SO** didn't see the value in Ruth, didn't see a future in Ruth, didn't see a need for Ruth in his life, did he? What, by implication then, did he value?

His _____

Hint: starts with "e" and ends with "state" (Ruth 4:6)

He valued his own estate, and by extension, his own name. The interesting thing to note is that by looking out for his estate and name he missed out on the greatest Estate and the legacy of having the greatest Name above all names descend from his line. In his shortsightedness, this man, trying to protect his name gains the distinction of being unnamed. Mr. So-and-So is never named in a chapter that repeatedly honors the names of the men who stepped up – even calling on God to make their names famous!

6. **ARE YOU AT RISK** of being shortsighted like Mr. So-and-So today? Think back to Psalm 90. What verse or verses can help you with your focus? How so?

7. **HOW HAS RUTH'S ACCOUNT** given you hope in your personal life? How can you help a friend struggling with what seems to be a completely unredeemable relationship today?

...REFLECT ON THE WORD...

Don't read the Bible for what you can get out of it. Read it for who you will come to know. God. Read every account, every poem, every teaching to know God. Anchor your heart, soul, mind, and strength in the knowledge of the character of God and from there venture out to give that truth and hope to those He brings into your life.

...Lesson Three - Day Eight...

...WRITE & MEMORIZE THE WORD...

PSALM 42:5-6

...DWELL IN THE WORD...

Not just anyone could step up to redeem Naomi and Ruth. Anyone could have come along and married them, but only a qualified person could redeem them. There were three ways a person would need to be qualified in order for Naomi and Ruth's property and predicament to be redeemed. As we've studied, this entire scenario was planned for by God's original laws laid out in Leviticus. Not only that, but the very person who is now most qualified to redeem was himself the product of a questionable marriage. We see God's plan and grace weaving across time to reach into Ruth's life and continue to draw all people into His Grace.

1. **WHO IS BOAZ?** We don't know a lot. We meet him in Ruth's account, but where did he come from? Read the following, and summarize key details of Boaz's life and lineage:

[Matthew 1:5](#)

[Joshua 2:1-4 and 6:25](#)

[Hebrews 11:31 and James 2:25](#)

2. To be qualified to redeem Ruth, that person had to not only meet the requirements of the Law ([Leviticus 25:25](#)), but he had to have the resources and resolve to do so. Compare Boaz and Mr. So-and-So and how they met or didn't meet the requirements to redeem Ruth.

	REQUIREMENT	RESOURCES	RESOLVE
MR. SO-AND-SO			
BOAZ			

3. **HOW DO YOU SEE THE SOVEREIGNTY OF GOD** at work in **BOAZ'S** and **RUTH'S** lives to bring them together at this moment?

4. **TO BE QUALIFIED** to redeem you, Jesus had to not only meet the requirements of the Law, but he had to have the resources and resolve as well. How is Jesus our perfect and only true Kinsman and Redeemer? Use the [scripture references](#) for support, or provide your own:

1) Requirements/Law (Hebrews 2:11-12, 17)

2) Resources/Wealth (Ephesians 1:7)

3) Resolve/Willingness (John 10:17-18)

5. How do you see the sovereignty of God in providing for Jesus and **YOUR LIFE** to come together at this moment?

...REFLECT ON THE WORD...

There is a redeemer, Jesus, God's own Son, Precious Lamb of God, Messiah, Holy One
Jesus my redeemer, Name above all names, Precious Lamb of God, Messiah, Oh, for sinners slain
Thank you, oh my father, for giving us Your Son, And leaving Your Spirit
'Til the work on Earth is done
- Keith Green

Listen to this song on Spotify "[Faithful & Fearless](#)" playlist

...Lesson Three - Day Nine...

...WRITE & MEMORIZE THE WORD...

PSALM 42:5-6

...DWELL IN THE WORD...

The book of **RUTH** is well-known not only as a beautiful love story but as an amazing balanced work of fine literature. The story is balanced from the first through the final chapter in theme as well as words. In the Hebrew, the opening verses have the same number of words as the closing verses you just read.

1. **WHAT WORD OR PHRASE** would you use to summarize...
The opening of Ruth...

The closing of Ruth ...

2. **HOW DID GOD REDEEM RUTH?** What about Ruth makes her a surprising recipient of God's grace?
3. **DRAW A PICTURE TO ILLUSTRATE** Naomi's experience in the opening scene of Ruth 1:19-21 to the closing scene in Ruth 4:14-16

4. **READ RUTH 4:11-12, 18-22.** The comparisons in verses 11 and 12 point back to Israel's history. The mini-genealogy in verses 18 to 22 points forward to Ruth's grandchildren. Why is this an appropriate end to the story?

5. **HOW HAVE YOU SEEN** the character and nature of God revealed in the account of Ruth?

...REFLECT ON THE WORD...

This world, that man, that person may not treasure you, may not see the hope in you, may not grasp your value, but you have a Kinsman-Redeemer who does....

Like Boaz who saw the beauty and future in Ruth, Jesus sees the beauty and future in you.

Like Boaz who treasured and protected Ruth, Jesus – your kinsman-redeemer – treasures and protects you!

The book of Ruth begins with loss and emptiness.

No future.

No hope.

...But the story of Ruth ends with gain and fullness.

It ends not only with a future but

THE ULTIMATE FUTURE AND ULTIMATE HOPE

as it concludes with the name of David the king who was a man after God's own heart
and from whom descends

the Hope of the Nations – all nations.

Like Ruth, you were bought with a price.

Your name cannot be blotted out from the Book of Life when you
surrender fully to the Name that is above all names –

Jesus Christ.

I am praying for you today that you will renew your love for Jesus,
deepen your trust in His plan, see how his faithfulness makes you more faithful,
and grow ever more faithful and fearless as you
surrender to the One who knows you by name.

...Lesson Three - Day Ten...


...WRITE & MEMORIZE THE WORD...

PSALM 42:5-6

...DWELL IN THE WORD...

Ruth was at least ten years without an heir, without hope and even in her move back to Bethlehem, she had no promise of marriage or children. And yet, God, in His time provided for her, and His provision wasn't just the letter of the Law...Mr. So-and-So could have done that. But, no.

God provided for Ruth, Naomi, Boaz, and even you and I through His abundant grace and amazing sovereignty over and above the Law. How will the truths you've encountered in this study impact how you live your faith? Draw a picture or take a photo of something that represents to you the truths of what you have learned in this study. Share your thoughts and drawing or photo with someone today.



Psalm 42

*As a deer pants for flowing streams,
so pants my soul for you, O God.*

*2 My soul thirsts for God,
for the living God.*

When shall I come and appear before God?

*3 My tears have been my food
day and night,*

*while they say to me all the day long,
"Where is your God?"*

*4 These things I remember,
as I pour out my soul:*

*how I would go with the throng
and lead them in procession to the house of God
with glad shouts and songs of praise,
a multitude keeping festival.*

*5 Why are you cast down, O my soul,
and why are you in turmoil within me?*

*Hope in God; for I shall again praise him,
my salvation 6 and my God.*

*My soul is cast down within me;
therefore I remember you*

*from the land of Jordan and of Hermon,
from Mount Mizar.*

7 Deep calls to deep

*at the roar of your waterfalls;
all your breakers and your waves
have gone over me.*

*8 By day the Lord commands his steadfast love,
and at night his song is with me,
a prayer to the God of my life.*

9 I say to God, my rock:

"Why have you forgotten me?

*Why do I go mourning
because of the oppression of the enemy?"*

*10 As with a deadly wound in my bones,
my adversaries taunt me,*

*while they say to me all the day long,
"Where is your God?"*

*11 Why are you cast down, O my soul,
and why are you in turmoil within me?*

*Hope in God; for I shall again praise him,
my salvation and my God.*

Psalm 42, English Standard Version

Ruth




A decorative border with intricate floral and geometric patterns runs vertically along the left and right sides of the page. The patterns include circular motifs, floral designs, and geometric shapes like triangles and squares, all rendered in black and white. The border is positioned on the left and right edges of the page, framing the central writing area.

A series of horizontal lines for writing, spanning the width of the page between the decorative borders. There are 20 lines in total, providing a structured area for text.

Ruth



A decorative border with intricate floral and geometric patterns runs vertically along both the left and right sides of the page. The patterns include circular motifs, sunburst designs, and stylized floral elements. The central area of the page is filled with horizontal lines, providing a space for writing.



*Faithful &
Fearless*
RUTH & ESTHER

