

Dwelling Richly
COMMUNITY BIBLE STUDY

A hand holding a globe with stars hanging from above. The background is a textured, light-colored fabric. The globe is painted with green continents and blue oceans. The hand is painted in shades of brown and tan. Stars of various colors (yellow, orange, purple) are hanging from the top of the frame by thin lines.

GENESIS:

Lost & Found

Lesson Six

Genesis 15:1-18:33



"Let the Word of Christ
dwell in you richly."

Colossians 3:16

Dwelling Richly

© Jennifer Garrett Richmond, 2022

Lesson Six Day One

- Introduction -

Here's an overview of the study for this lesson

...Day by Day...



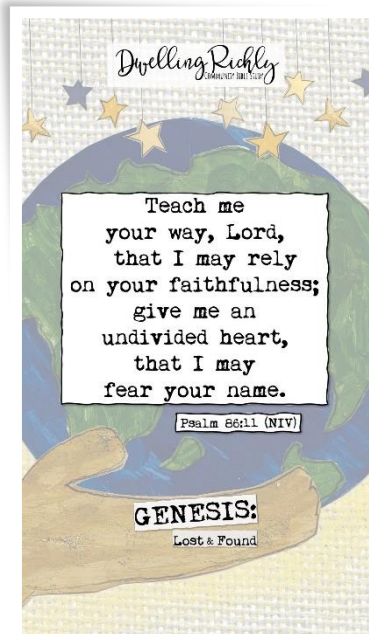
<input checked="" type="checkbox"/>	<u>My Date</u>	<u>Day</u>	<u>Content</u>
<input type="checkbox"/>	-----	Day 1...	Message
<input type="checkbox"/>	-----	Day 2...	Read Genesis 15-18 and Psalm 86
<input type="checkbox"/>	-----	Day 3...	Genesis 15:1-6
<input type="checkbox"/>	-----	Day 4...	Genesis 15:7-21
<input type="checkbox"/>	-----	Day 5...	Genesis 16:1-6
<input type="checkbox"/>	-----	Day 6...	Genesis 16:7-16
<input type="checkbox"/>	-----	Day 7...	Genesis 17:1-27
<input type="checkbox"/>	-----	Day 8...	Genesis 18:1-15
<input type="checkbox"/>	-----	Day 9...	Genesis 18:16-33
<input type="checkbox"/>	-----	Day 10...	Create & Share

CLICK THESE VERSES WITH THE ONLINE STUDY TO OPEN THE ESV, NET, AND NAMES OF GOD BIBLES

DOWNLOAD ONE OF THESE WALLPAPERS FOR YOUR PHONE! IMAGES ARE AVAILABLE AT JENNIFERGRICHMOND.COM

...Memorize...

Choose one of these verses



Lesson Six Day One



...Quiet Time...

- **Shift gears and prepare** for our Bible study group time ahead. Breathe. Pray. Reflect and Prepare quietly on your own and allow others to do the same
- **Shhhh...** Please refrain from talking to others during this time, instead - Quietly reflect on the questions here and prepare your heart for your Grace Group time.

1. **Faith & Focus.** How has your faith and/or focus on God been challenged in the past couple of weeks?

2. **Walk the Talk.** How is your understanding of God's Word and love for Jesus impacting the way you engage with your immediate family and church friends?

3. **Questions? Confused?** What passage do you still have questions about from Lesson Five, Genesis 11-14?

4. **Q & R TIME follows the teaching time.** If you have questions for Pastor Jennifer, you can make a note of those here:

5. **Get Ready.** Read the Grace Group questions on the next page and prepare to share.

Lesson Six Day One

...Grace Groups Guidelines...

- ☐ God's Word is our standard. We'll use the Bible - not personal opinion, popular teachers, or church tradition - as our guide for everything. We are using the New English Translation (NET) Bible for this study.
- 🤝 We come from varying religious & political backgrounds. Remember: 'In essentials, unity; in non-essentials, liberty; in all things, charity.'
- 🚫 Avoid commentaries or study notes in your Bible - do your own thinking. Trust God, pray, ask for wisdom then read and answer on your own.
- ❤️ We're all learning. Be gracious and patient with yourself and with others. No one has it all figured out.
- 👉👍 This is a Bible study - not a personal-opinion group. So, there are going to be "right" and "wrong" answers in keeping with the truth of God's Word.
- 🗣️ You don't have to share, but if you did the reading and the study this week, why not chime in? We all benefit from one another's thoughts and questions. I bet you have something great to share!
- 😊 Discussion questions are written with care to move you through the previous lesson and prepare you for the lesson to come. Please read and answer them all and do not skip over any.
- 👉 Didn't finish the study this week? That's ok. Life gets busy. **You're here! Yay you!** This will be a good week for you to listen and perhaps jot down thoughts as others share.
- ⌚ Be considerate of how much you're talking. Share your thoughts and allow time for others to do the same - limit yourself to about 2 minutes maximum. Your group leader will help with that.
- 🕒 Watch the time. Leaders will wrap up the discussion time allow for prayer and a bathroom break before teaching time.

...Group Discussion...

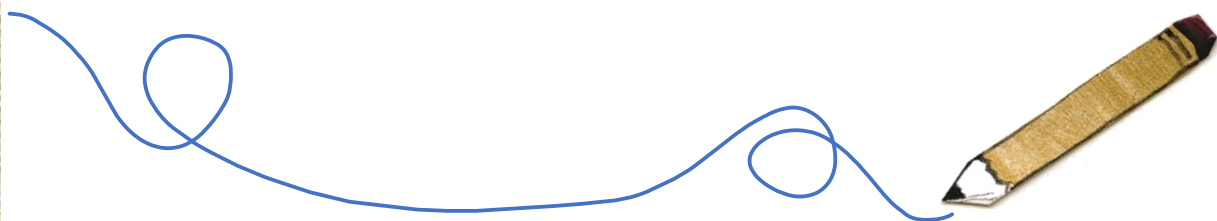
- **Prayer Journal.** Write your prayer request or praise as the journal comes around. If you have a prayer request that is more personal, you can share privately with your group leader or our teaching leader, Jennifer, after the study.
- **Scripture** references are from the New English Translation unless noted otherwise
- **Got Questions?** Share in the Bible study group or email jennifer@LaMiradaChurch.com
- **Get the App.** Join the Bible study group on the app. Don't miss any updates, comments, and reminders. Not sure how? Ask your group leader for help ❤️
- **"Dig Deeper"** is offered in some days of the lesson as an optional resource for enriching your study
- **During Grace Group:** If you completed that day of the lesson, please share your response. If you didn't finish that day, please reserve your comments and take notes instead.
- **REMINDER:** When you go home and begin this lesson, be sure to read the Day 10 Create & Share directions along with your Day 2 studies.

1. Read aloud "My Heart to Yours" (Lesson 5, pg 112) then share any insight you gained completing the Day Two readings
2. Day Three, pg 113-114, #1 and #8
3. Day Four, pg 116, #5 and #6
4. Day Five, pg 118, Select any two questions from #7-13
5. Day Six, pg 119, #1-3, or pg 120, #7
6. Day Seven, pg 121, #10 and #11
7. Day Eight, pg 124, #6 and 9
8. Day Nine, pg 125-126, #2-3, and any response from pg 126
9. Day Ten, Create & Share - Read the introduction aloud, then get up, sing, and move!

Next up: teaching time. Take notes on the next page. 😊

Lesson Six Day One

Review of Lesson Five/Genesis 11-14



Lesson Six Day Two

Memorize & Meditate

Psalm 86: __



- Pray:** Ask God to help clarify your purpose as you begin.
- Memorize:** From Psalm 86 select any verse or verses. I suggest either verse 11, 12, or 17
- Read:** Genesis 15-18 and Psalm 86

Today's Focus: Getting the Big Picture

- ✓ **Preview Day Ten** and consider doing a little each day
- ✓ **Big Idea:** Always ask, "What am I understanding about the nature and character of God?"
- ✓ **Study Buddy** – Connect throughout the lesson with your Study Buddy. Don't have one? Contact your Grace Group leader and she'll help you get connected.
- ✓ **BIBLE NOTES TIP:** highlight people/**brown**, places/**green**, God/**blue**, key ideas/**orange** or **yellow**

1) Day Three: Genesis 15:1-6

God's Actions/Name/Character	Word/Phrase/Idea that has me curious...
Key People/Places	Connecting to Psalm 86

2) Day Four: Genesis 15:7-21

God's Actions/Name/Character	Word/Phrase/Idea that has me curious...
Key People/Places	Connecting to Psalm 86

3) Day Five: Genesis 16:1-6

God's Actions/Name/Character	Word/Phrase/Idea that has me curious...
Key People/Places	Connecting to Psalm 86

Lesson Six Day Two

4) Day Six: Genesis 16:7-16

God's Actions/Name/Character

Word/Phrase/Idea that has me curious...

Key People/Places

Connecting to Psalm 86

5) Day Seven: Genesis 17:1-27

God's Actions/Name/Character

Word/Phrase/Idea that has me curious...

Key People/Places

Connecting to Psalm 86

6) Day Eight: Genesis 18:1-15

God's Actions/Name/Character

Word/Phrase/Idea that has me curious...

Key People/Places

Connecting to Psalm 86

7) Day Nine: Genesis 18:16-33

God's Actions/Name/Character

Word/Phrase/Idea that has me curious...

Key People/Places

Connecting to Psalm 86

Day Ten: Preview the Create & Share activity for this lesson.

...My Heart to Yours...



There's simply no substitute for Scripture. Knowing God's Word, hearing it, singing it, writing, reading, dwelling in it will literally change your life. I do not say that lightly and I realize it might sound over stated, but there is no better way for you to know God's will for your life than to have His personal words banked in the vault of your heart. You'll have wisdom in challenging situations to make a withdrawal from than account. You'll have a clear understanding when life presents a fog of pressure. Your ability to quickly decide and be in line with God's will is tied to your familiarity and love of God's living Word. Abram heard the Word of the Lord and when he listened and obeyed everything changed for the better. You have a lot on your heart and mind. You have so much that presses for your time - from the mandatory to the mindless. Today is the day to once again or for the first time, really let the Word of Christ dwell in you richly. What a difference it will make.

Lesson Six Day Three

Memorize & Meditate

Psalm 86: __



- Pray:** Consider keeping a prayer journal - Ask God for peace and wisdom today.
- Memorize:** Write your verse in the box above in **ALL CAPS** - don't forget to download the wallpaper of your verse to your phone. It's a great way to help you memorize.
- Read:** Psalm 86 and Genesis 15:1-6 Reading from various translations will be especially helpful today.
- Dig Deeper:** Read John 1:1-4, 8:48-59; Galatians 3:1-29. Do a word study of "Abraham" in the New Testament. (see note on pg 133)

Today's Focus: Faith over Fear

1. **Review & Remember.** Write God's call and covenant promises to Abram from Genesis 12:1-3 "The LORD said..."

Go from _____

Go to _____

and I will...

1) (12:2a) _____ - *Key Word: Great N* _____

2) (12:2b) _____ - *Key Word: Great B* _____

3) (12:2c) _____ - *Key Word: Great N* _____

4) (12:3a) _____ - *Key Cause/Effect B* _____/B_____

5) (12:3b) _____ - *Key Cause/Effect B* _____/B_____

6) (12:3c) _____ - *Ultimate Result: A* _____ *B* _____

and you will...

(12:2d) _____

2. **After these things?** What "things" is the passage referring to in the opening of Genesis 15?

3. **Strategic Encounters.** God meets with Abram before or after significant events. Summarize what was about to happen or had just happened as recorded in the following passages, then note how Abram's action or behavior connects to God's strategic encounters with him. Note specifically how God engages with Abram.

Genesis The Event God's Strategic Encounter

12:1

12:7

13:14

15:1

Lesson Six Day Three

4. **That's a first!** How is Abram's encounter with God as recorded in Genesis 15:1 unique among the other three encounters? Note specifically the who and how in this encounter and why you think this is significant.

5. **Encouraging Exhortation and Blessed Assurance.** What does God tell Abram in 15:1?
Exhortation: _____ Assurances: _____


6. **Let Scripture interpret Scripture.** Consider these passages and note any insight they provide you about Abram and his encounter with God in Genesis 15:1-6
Hebrews 11:12, Romans 4:18

7. **Real relationship.** How (by which name) does Abram address God? What does this tell you about his relationship with God? (TIP: Reading from the Names of God Bible is helpful to see the name of God specifically used in a given account.)

8. **But, God...** What is Abram's concern? Which promise does his concern relate to? What's solution does he offer to God?

9. **"I got chu, boo."** In a second vision, God speaks to Abram and drills in on the assurance He's already given. How does God redirect Abram? What imagery does God use?

Draw the scene recorded in Genesis 15:4-5 



10. **Starry, starry night.** How does Scripture make clear that God's starry sky story really connected with Abram? Consider also these passages and their context. What does Paul say about Abram in Romans 4:9, 22; Galatians 3:6; and James in James 2:23?

11. **Not just a follower of God.** What detail from James 2:23 tells you that Abram's relationship with God changed after this encounter?

Lesson Six Day Four

Memorize & Meditate

Psalm 86: __



- Pray:** Thank God for helping you learn His Word and get to know Him better.
- Memorize:** Write with your eyes closed
- Read:** Psalm 86 and Genesis 15:6-21 (Yes, we're reading verse 6 again)

Today's Focus: Covenant

1. **Write a dictionary definition of each:**

conditional covenant:

unconditional covenant:

2. **Justified by...** What is the key to Abram being credited as righteous? His actions or his beliefs?

The theological term for being counted as "righteous" is justified.


3. **"Yes, but..."** What aspects of God's promise does Abram seem to question or doubt or at least want more detail? Review Genesis 15:1-5 and today's reading.

4. **A very important day.** What does Moses record happens on this day? Write Genesis 15:18a here:

5. **The LORD assures.** How does Genesis 15:7 show God's faithfulness in the past, present, and future to Abram?

6. **More Assurance.** Which of the Genesis 12:1-3 promises does Abram ask for more assurance?

Lesson Six 🌿 Day Four



7. **Picture it.** Draw the scene described in Genesis 15:9-21.

8. **"Mise en place" (meez-ahn-plahs)*** List Abram's actions in this covenant ceremony as he prepared all the "ingredients" per God's request in Genesis 15:10-11

- | | |
|----------|----------|
| 1) _____ | 3) _____ |
| 2) _____ | 4) _____ |

9. **Abram's role?** After a bloody and quite specific preparations, note Abram's role *after* prepping the "ingredients":

10. **Asked & Answered.** What question of Abram's is God answering in this covenant?

11. **The Covenant.** Outline the covenant and what each (Abram & God) promised to do for their part. (Yes, this is sort of a trick question.)

GOD'S PART

ABRAM'S PART

12. **Conditional or Unconditional?** What kind of covenant is this? How do you know? Why is this important?

*"Mise en place" is a French term for having all your ingredients measured, cut, peeled, sliced, grated, etc. before you start cooking. Pans are prepared. Mixing bowls, tools and equipment set out. It is a technique chefs use to assemble meals so quickly and effortlessly. It has nothing to do with theology. 😊

Lesson Six Day Five

Memorize & Meditate

Psalm 86: __



- Pray:** for your Study Buddy and Grace Group.
- Memorize:** Recite aloud as you write.
- Read:** Psalm 86 and Genesis 16:1-6
- Listen** to the **Genesis: Lost & Found** worship playlist on Spotify or YouTube

Today's Focus: The Voice of Truth

1. **Problem? Solution?** Both Abram and Sarai have proposed ideas to resolve what they believe is a problem. What is the problem and what solutions did they come up with?

The Problem, as described by:

Abram (15:2)

Sarai (16:2)

The Solution, as offered by:

Abram (15:2-3):

Sarai (16:2)

2. **The Promised Seed** What has God made clear about Abram's promised "seed?" (15:4)

3. **Fruit from a poisoned tree...or journey.** Review Genesis 12:10-20 as you answer these questions: Who does Sarai offer as a surrogate? Where did this woman come from? How might Abram's and Sarai's lives be different had they never taken that trip down to Egypt?

4. **Trusting God even when it hurts.** What truth about God does Sarai seem to grasp? (16:2)

How does Sarai's pain impact her choices?

Imagine you are Sarai, what might you be feeling about your circumstances? About God?

Lesson Six Day Five

5. **Acceptable but not approved.** While Sarai's idea was culturally acceptable -essentially a surrogate mother arrangement-it was not God's approved plan. What was God's plan and how is Sarai's pain keeping her from trusting God?

6. **Biblical Solution.** Use Scripture from only Genesis 1-15 to support a biblical response to Sarai's culturally acceptable "solution."

7. **One Decade. One Decision. One Disastrous Deed.** Paraphrase Genesis 16:3-5.

8. **Hear and Obey?** Consider Genesis 15:1 and 16:2b. Read from several translations especially ESV, NASB, or KJV. Who is speaking? Who is listening? What was the result in each encounter?

How should spouses decide whether or not to listen and heed one another's advice?

9. **"...a woman scorned." Hagar vs Sarai.** Why do you think the tension arose between Hagar and Sarai? If Hagar was just obeying her masters and Sarai was seeing her plan fulfilled, how do you explain the emotion recorded in 16:4-6?

10. **Psalms that Redirect.** David wrote Psalm 86 nearly 500 years after Abram lived. If Abram and Sarai could have known this Psalm, which verses do you think would have been particularly helpful for them? Why?

Lesson Six Day Six

Memorize & Meditate

Psalm 86: __



- Pray:** Lift up your Bible study leaders before you begin the lesson
- Memorize:** Can you write the verse by memory yet? Give it a try today.
- Read:** Psalm 86 and Genesis 16:7-16

Today's Focus: God Sees

1. **Solving a Problem or Creating More?** What is the “problem” and what is the “solution” Abram and Sarai came up with? How are their efforts going so far? Paraphrase Genesis 16:1-6

Summarize 16:1-6 in one word or phrase:

2. **Who is the “angel of the LORD?”** Base your answer on the information from 16:7-16.

3. **Messenger of Yahweh.** The “angel of the LORD” or “Messenger of Yahweh” (NOG Bible) is referenced 52 times in the Old and only one time in the New Testament. Using a concordance or other resource find three accounts referencing the angel of the LORD in the Old Testament and the one account in the New Testament.

OLD TESTAMENT

Reference	Details (Who/What/Where)
-	-
-	-
-	-

NEW TESTAMENT

Reference	Details (Who/What/Where)
-	-

IT'S HEBREW TO ME

מַלְאֲכֵי יְהוָה

(mal-ak Yahweh)

Malak Yahweh or the “messenger of Yahweh.” Malak can be translated simply messenger, but more often is translated in the Bible “angel.” Hagar’s encounter with the angel of the LORD is the only time in the Old Testament someone assigned a name to deity.

אֵל רֹאֵי

(el ro-ee)

Hagar gives Yahweh the descriptive name “El Roi” literally meaning “God who sees me.”

Lesson Six Day Six

4. **Map it.** Where did the angel of the LORD find Hagar? _____ Locate this on a Bible map.
5. **What does the angel of the LORD...?**
(16:8a) Know about her... _____ and _____
(16:8b) Ask... _____ and _____
(16:9) Command... _____ and _____
(16:10) Promise... _____
6. **Asked and not answered.** Which question does Hagar not answer? Why do you think she doesn't give an answer?
7. **A Name and A Plan.** God doesn't give a name if He doesn't have a plan. Ishmael is the first in the Bible given his name before he was born. Write the truth and promises God speaks...
about Hagar... _____ about her son... _____
8. **A Promise is a Promise.** How does God keep his promise to Abram (12:1-3) through Hagar? What similarities and differences do you see in the promise?
9. **Heard and Seen.** Two names are given in this account. What is the significance of each and what do they each tell you about God?
10. **Stay in the Story.** How does God's promise and command to Hagar a reversal of her original -albeit vague- plan?

Lesson Six Day Seven

Memorize & Meditate

Psalm 86: __



- Pray:** for God to remove any blind spots in your faith
- Memorize:** Write your verse in fancy lettering
- Read:** Psalm 86 and Genesis 17:1-27 **NOTE:** Read also from the Names of God Bible available for free on Biblegateway.com
- Listen:** The Genesis: Lost & Found playlist on Spotify is updated with songs connecting to every lesson. Enjoy!

Today's Focus: El Shaddai

1. How much time has elapsed between Genesis 16:16 and 17:1?
2. How old was...
Abram when
...he departed from Haran? (12:4) _____
...he became a father? (16:16) _____
...the LORD appeared to him? (17:1) _____
3. **Allow Me to Introduce Myself.** After 24 years, Abram hears God's name from God Himself. This is the first occurrence of this holy name in Scripture. By what name does God declare Himself? What does this name mean? Use your Bible notes or other resources for clarity.
4. **Understanding More.** Read the following and make notes about God as The Almighty/El Shaddai:
Genesis 28:3

Exodus 6:3

Job 33:4

Psalm 91:1-2

Ezekiel 10:5

Lesson Six Day Seven

5. **God's Grace. Your Obedience.** Describe God's and Abram's part of the reassuring covenant. How does Abram demonstrate appropriate response to God's call?
6. **Sign of the Covenant.** Review Genesis 9:13-16. What was the sign and who made the covenant?
7. **New Sign. New Covenant.** What is the sign and who is making this new covenant? Summarize the demands and meaning of this new covenant:
8. **New Names.** What are Abram's and Sarai's new names? What is the significance of this change? Note after each name the promises each receive:
9. **What's so funny, Abraham?** Paraphrase the scene in Genesis 17:17
10. **God's Best over our Better.** What's Abraham's hopeful request in 17:18 and how does God respond in 17:22?
11. **Let's Do This.** How does Abraham show immediate obedience and acceptance of God's command?

Lesson Six Day Eight

Memorize & Meditate

Psalm 86: __



- Pray:** What is the greatest need in your life right now. Pray in faith today about this.
- Memorize:** Write your verse in fancy lettering
- Read:** Psalm 86 and Genesis 18:1-15
- NOTE:** At the beginning of this study we talked about making a list of the foods mentioned throughout Genesis! Today is a great day to add to that list!

Today's Focus: Faith, Feasting, and the Final Word

1. **"Guess who's coming to dinner"** Outline the details of Genesis 18:1

Who:

What:

Where:

2. **Describe the scene.** What words or phrases give you a sense of the emotional energy in this scene? How would you describe Abraham's demeanor?

3. **Sarah's Seah.** The Hebrew word "seah" (NIV, ESV) is a measurement. Find the modern equivalent and consider about how much bread this would make.

4. **A Feast for a King.** From appetizer to main dish, Abraham and Sarah prepared quite a feast! Illustrate this meal and all those in the scene. A Note from Jennifer: *I know, I know...you don't like to draw. Gotcha. Try it anyway and have fun! It doesn't have to be a Rembrandt. If you have kids at home, why not get them involved! If you don't have kids, call Rachel and ask Emma and RJ for help.* 🤗 #StickFiguresArePeopleToo #ActivateYourCreativity #DwellingRichlySometimesMeansDrawing #FearNot

Lesson Six Day Eight


5. **Who are they?** Who are the three visitors? How does Abram's behavior help you identify them? Use details from chapters 18-19 to help clarify. Also, a big hint in 18:9
6. **Laughter, Longing, and Lovingkindness.** Consider Abraham's and Sarah's responses to the promise of another child. What do their responses reveal about their character? about God's? (Read also 2 Timothy 2:13) How are their responses similar? Different?
7. **Putting it delicately.** Read Genesis 18:11 in several translations. In keeping with the tone of incredulous laughter, how does this note about Sarah add humor to this account?
8. **Faith, Food, and Fellowship.** How is this scene a picture of faith in action? Consider Matthew 25:35-26 and Revelation 3:20.
9. **"Inconceivable!" ... "You keep *thinking that word...*"** And yet, they will indeed, conceive. Now twice both Abraham and Sarah have been laughed at the thought of God's promise. While Sarah denies laughing, the LORD redirects and reminds her of exactly who has the final word in all things. Read Jeremiah 32:17, Matthew 19:25-26, Hebrews 11:6, and Hebrews 11:1.
What does God's Word teach you about His capabilities?

Are you like Sarah? How so or not?

Lesson Six Day Nine

Memorize & Meditate

Psalm 86: __

- 
- Pray:** Ask God for clarity as you read and study
 - Memorize:** Write with your non-dominant hand
 - Read:** Psalm 86 and Genesis 18:16-33

Today's Focus: The Thoughts of God

1. **What's on your mind, God?** What rhetorical question does the LORD allow us to consider with Him in Genesis 18:17?
.....
2. **Getting to know God.** What does God's thought process recorded in Genesis 18:17-19 reveal to you about who He is?
.....
3. **Getting to know Abraham.** What does the LORD reveal about who Abraham will be and how does that impact the LORD's answer to His own question?
.....
4. **"Wait 'till your Father gets home."** Compare the LORD's comment and actions in Genesis 11:5 and 18:20-21. How are they similar? Different?
.....

Lesson Six Day Nine

5. **Blatant Sin.** What were the sins of Sodom and Gomorrah? Read the following for details outside of the Genesis text:
Ezekiel 16:49-50
2 Peter 6-8
Jude 7
6. **Yes, but the Covenant.** How does God's promise to bless all nations through Abraham play into His decision about whether or not to destroy Sodom and Gomorrah?
7. **The Heart of the Faithful.** What does Abraham's bargaining with God reveal to you about his heart for others and his understanding of God's power? Do you identify in any way with his plea in Genesis 18:23?
8. **"All sin is sin" or "All sins are equal in God's eyes."** This is a common statement I've heard in the church for many years. But does it align with Scripture? Read Genesis 18:20 and share your biblically supported thoughts...
9. **A Lot of Grace.** What have Abraham's actions in regard to his nephew Lot revealed about the kind of man he is? Consider the following and write one word or phrase that characterizes Abraham:
Genesis 13:8-13
Genesis 14:12-16
Genesis 18:22-32
10. **Bargaining with God and being led in Prayer.** How is Abraham's engagement with the LORD a reminder to you about how you can approach God? Consider Romans 8:26c-27, Philippians 4:6, 2 Peter 3:9-10

Lesson Six Day Ten

Memorize & Meditate

Psalm 86: __



Pray.

Memorize. Write your memory verse



Create & Share

When it comes to referring to God, the English language is limited.

If we're referring to a mythological being we say "god" - lowercase 'g.' We use a capital "G" if we're referring to the God of a specific faith, namely Christianity. But, if you've known God, experienced God, seen God at work in your life and the lives of others...if you have felt His presence, been comforted by His peace, and assured by your faith in Him, then you know God beyond those three limiting letters G-O-D.

As you dwell in the Word throughout this lesson consider who God is and how He reveals Himself to people. Think about His name and how that connects personally and significantly to the way He engages and the situations in which He reveals Himself.

Consider how you have come to know God. How you have grown in your faith from a child-like moment to how you are understanding God better today. Think about how has He revealed Himself to you through your Bible study, teaching, prayer, situations, and quiet thoughtful moments.

Then, without using any Biblical wording or name of God (God, Yahweh, Elohim, etc.) write about God as you have known Him. You may have one incident or countless.

Write as many as you can think of and connect that name -or nickname, rather- with the incident, experience, emotional moment in your life.

Use the phrase "the One who..." if that is helpful as you think about who God is and has been to you throughout your life and in your walk of faith. I've provided four spaces on the next page to record your thoughts and experiences.

EXAMPLE:

I was crying to God in prayer after yet another month of infertility. We had been trying for over six years and I was so sad, lonely, and questioning.

I can't explain it, but pressed upon my heart to study the Bible and read any account of barrenness I could find. He nudged me toward His word and I found great comfort and guidance in my study. Less than a year later we were pregnant.

God has been: "the One who nudges me"

A WORD OF CAUTION: Approach this exercise with reverence and integrity. Reverence for the God of the universe about whom you are carefully and thoughtfully describing. Integrity in how you take your personal experience and connect that to your sense of God's presence in your life. You are not conforming God to your image or momentary feelings. This is not an exercise in re-naming God. This is you considering a personal way to speak of God that anchors His true impact on your life in a given moment and allows you to share more personally about who He is beyond the limits of the English language.

If helpful, use these phrases to start...

The situation I was in...

How I experienced God...

To me, God has been the One who..



"Let the Word of Christ
dwell in you richly."

Colossians 3:16

Dwelling Richly
COMMUNITY BIBLE STUDY

GENESIS:

Lost & Found

Do you not know? Have you not heard?

The LORD is the everlasting God

The Creator of the ends of the earth

Isaiah 40