

Dwelling Richly  
COMMUNITY BIBLE STUDY

A hand holding a globe with stars hanging from above. The background is a textured, light-colored fabric. The globe is painted with green continents and a blue ocean. The hand is painted in shades of brown and tan. Stars of various colors (yellow, orange, and purple) are hanging from the top of the image by thin black lines.

# GENESIS:

Lost & Found

Lesson Seven

Genesis 19:1-23:20





"Let the Word of Christ  
dwell in you richly."

Colossians 3:16

# Dwelling Richly

© Jennifer Garrett Richmond, 2022

# Lesson Seven Day One

## - Introduction -

Here's an overview of the study for this lesson.


### ...Day by Day...

Write in the date you plan to complete each day.

<input checked="" type="checkbox"/>	<u>My Date</u>	<u>Day</u>	<u>Content</u>
<input type="checkbox"/>	<u>Feb. 1 or 2</u>	Day 1...	Message
<input type="checkbox"/>	_____	Day 2...	Read <a href="#">Genesis 19-23</a> and <a href="#">Psalm 103</a>
<input type="checkbox"/>	<u>_____</u>	Day 3...	<a href="#">Genesis 19:1-29</a> Plan ahead. This day is a little longer than usual
<input type="checkbox"/>	_____	Day 4...	<a href="#">Genesis 19:30-38</a>
<input type="checkbox"/>	_____	Day 5...	<a href="#">Genesis 20:1-18</a>
<input type="checkbox"/>	_____	Day 6...	<a href="#">Genesis 21:1-21-34</a>
<input type="checkbox"/>	_____	Day 7...	<a href="#">Genesis 22:1-19</a> (22:20-24 will be in Lesson 8)
<input type="checkbox"/>	_____	Day 8...	(continue Day 7)
<input type="checkbox"/>	_____	Day 9...	<a href="#">Genesis 23:1-30</a>
<input type="checkbox"/>	_____	Day 10...	Create & Share

CLICK THESE VERSES WITH THE ONLINE STUDY TO OPEN THE [ESV](#), [NET](#), AND [NAMES OF GOD BIBLES](#)

### ...Memorize...



DOWNLOAD THIS WALLPAPER FOR YOUR PHONE! IMAGES ARE AVAILABLE AT [JENNIFERGRICHMOND.COM](http://JENNIFERGRICHMOND.COM)

# Lesson Seven Day One



## ...Quiet Time...

- **Shift gears and prepare** for our Bible study group time ahead. Breathe. Pray. Reflect and Prepare quietly on your own and allow others to do the same
- **Shhhh...** Please refrain from talking to others during this time, instead - Quietly reflect on the questions here and prepare your heart for your Grace Group time.
- **New?** Didn't finish the previous study? We're glad you're here! Complete the following Quiet Time page and then read/skim Genesis chapters 15-18 so you'll feel ready for Grace Groups.

### 1. Write three things you know about...

Abraham -

Sarah -

Lot -

Hagar -

Ishmael -

### 2. Walk the Talk. What is the easiest/most natural part of living out your faith? What is more challenging to you?

### 3. What's in a Name? What does your name mean? What family history -if any- does your name have?

### 4. Q & R Time follows the teaching time. If you have questions for Pastor Jennifer, you can make a note of those here:

### 5. Get Ready. Read the Grace Group questions on the next page and prepare to share.

# Lesson Seven Day One

## ...Grace Groups Guidelines...

- ☐ God's Word is our standard. We'll use the Bible - not personal opinion, popular teachers, or church tradition - as our guide for everything. We are using the New English Translation (NET) Bible for this study.
- 🤝 We come from varying religious & political backgrounds. Remember: 'In essentials, unity; in non-essentials, liberty; in all things, charity.'
- 🚫 Avoid commentaries or study notes in your Bible - do your own thinking. Trust God, pray, ask for wisdom then read and answer on your own.
- ❤️ We're all learning. Be gracious and patient with yourself and with others. No one has it all figured out.
- 👉👍 This is a Bible study - not a personal-opinion group. So, there are going to be "right" and "wrong" answers in keeping with the truth of God's Word.
- 🗣️ You don't have to share, but if you did the reading and the study this week, why not chime in? We all benefit from one another's thoughts and questions. I bet you have something great to share!
- 😊 Discussion questions are written with care to move you through the previous lesson and prepare you for the lesson to come. Please read and answer them all and do not skip over any.
- 👉 Didn't finish the study this week? That's ok. Life gets busy. **You're here! Yay you!** This will be a good week for you to listen and perhaps jot down thoughts as others share.
- ⌚ Be considerate of how much you're talking. Share your thoughts and allow time for others to do the same - limit yourself to about 2 minutes maximum. Your group leader will help with that.
- 🕒 Watch the time. Leaders will wrap up the discussion time allow for prayer and a bathroom break before teaching time.

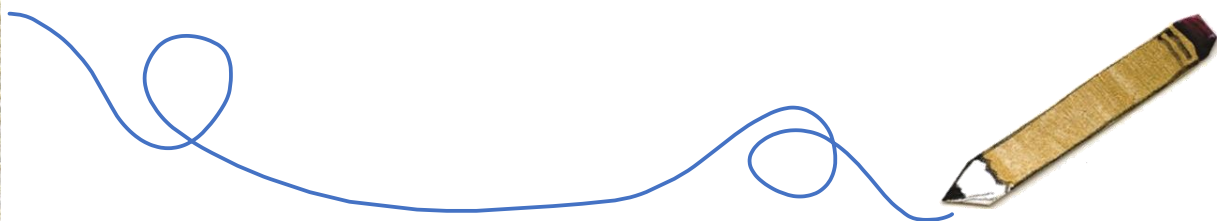
## ...Group Discussion...

- **Prayer Journal.** Write your prayer request or praise as the journal comes around. If you have a prayer request that is more personal, you can share privately with your group leader or our teaching leader, Jennifer, after the study.
  - **Scripture** references are from the New English Translation unless noted otherwise
  - **Got Questions?** Share in the Bible study group or email [jennifer@LaMiradaChurch.com](mailto:jennifer@LaMiradaChurch.com)
  - **Get the App.** The app is where you'll get some fun and helpful connections in between sessions. Don't miss any updates, comments, and reminders. Not sure how? Ask your group leader for help ❤️
  - **"Dig Deeper"** is offered in some days of the lesson as an optional resource for enriching your study
  - **During Grace Group:** If you completed that day of the lesson, please share your response. If you didn't finish that day, please reserve your comments and take notes instead.
1. Read "My Heart to Yours" (Lesson 6, pg 136) How has Bible study helped you grow in your love for really dwelling in God's Word?
  2. Which verse did you memorize from Psalm 86? Why did you decide on that verse? (pg 131)
  3. Day Three, pg 137-138, #'s 6, 7, & 9
  4. Day Four, pg 139-140, #'s 2, 5, 8, & 9 (share your illustration too 😊 )
  5. Day Five, pg 141-142, #'s 4 and any response from pg 142
  6. Day Six, pg 143-144, #'s 3, 6, & 9
  7. Day Seven, pg 145-146, #'s 3 and any response from pg 146
  8. Day Eight, pg 147-148, #'s 4, 6, & 9
  9. Day Nine, pg 149-150, #'s 2, 5, 8, and any response from this day
  10. Day Ten, Create & Share

Next up: teaching time. Take notes on the next page. 😊

# Lesson Seven Day One

Review of Lesson Six / Genesis 15-18



# Lesson Seven Day Two

## Memorize & Meditate

Psalm 103:11



- Pray:** Ask God to help clarify your purpose as you begin.
- Memorize:** Psalm 103:11 and write it in the box at the beginning of each lesson
- Read:** Genesis 19-23 and Psalm 103

### Today's Focus: Getting the Big Picture

#### ✓ Preview Day Ten

- ✓ **Big Idea:** Always ask, "What am I understanding about the nature and character of God?"
- ✓ **Study Buddy** – Connect throughout the lesson with your Study Buddy. Don't have one? Contact your Grace Group leader and she'll help you get connected.
- ✓ **BIBLE NOTES TIP:** highlight people/**brown**, places/**green**, God/**blue**, key ideas/**orange** or **yellow**

#### 1) Day Three: Genesis 19:1-29 **Note any foods**

God's Actions/Name/Character	Word/Phrase/Idea that has me curious...
Key People/Places	Connecting to Psalm 103

#### 2) Day Four: Genesis 19:30-38

God's Actions/Name/Character	Word/Phrase/Idea that has me curious...
Key <b>People</b> /Places	Connecting to Psalm 103

#### 3) Day Five: Genesis 20:1-18 **Note any firsts**

God's Actions/Name/Character	Word/Phrase/Idea that has me curious...
Key People/Places	Connecting to Psalm 103



# Lesson Seven Day Two

4) Day Six: Genesis 21:1-34 – Highlight **LORD, Sarah**

God's Actions/Name/Character

Word/Phrase/Idea that has me curious...

Key People/Places

Connecting to Psalm 103

6) Days Seven & Eight: Genesis 22:1-19 **Note:** repeats in threes, any first words

God's Actions/Name/Character

Word/Phrase/Idea that has me curious...

Key People/Places

Connecting to Psalm 103

7) Day Nine: Genesis 23:1-20 Highlight **people** in **BROWN** and **places** in **GREEN**

God's Actions/Name/Character

Word/Phrase/Idea that has me curious...

Key People/Places

Connecting to Psalm 103

**Day Ten:** Preview the Create & Share activity for this lesson.

## ...My Heart to Yours...



I realized at some point how significant the connection was between my greatest fear and my greatest need. I'm not talking about fears like my fear of spiders or heights or running out of coffee – but the deeper fears – the fear that speaks to a spiritual issue in my heart. My fear? That God wouldn't provide in the way I wanted - finances would run out, we'd lose our home, my marriage would fail, I'd run out of words and ideas, I'd lose my son...the list really gets long if I keep thinking about it – but here's what I saw: my need to open my hands and spiritually release anything I held tightly to and just be there in

God's presence saying in my heart, soul, mind, and feeling in my body, "I'm here." When I began to see God as the One who saw me and my needs I was able to release all that to Him and then I knew Him – really knew Him as the God who Provides for me – my Jehovah Jireh and no fear, no need, no longing ever kept me from joy again. My fear kept me from seeing my need to release everything to Him and step forward without hesitation into the whatever He had for me. That's when I began to see the things and people that I loved – my job, home, family, abilities – as things that God could use any way He wanted and I'd be ok. I'd be provided for no matter what. I'm not always great at releasing things. I still slip and get grabby about what I think I want, but more and more God is maturing in me a readiness to just say, "I'm here." you got me and everything that come with "me" because, it turns out – it was all always His to begin with.



# Lesson Seven Day Three

## Memorize & Meditate

Psalm 103:11



- Pray:** Select a portion from Psalm 103 to focus on in your prayer time today.
- Memorize:** Write your verse in the box above in **ALL CAPS** - don't forget to download the wallpaper of your verse to your phone. It's a great way to help you memorize.
- Read:** [Psalm 103 and Genesis 19:1-29](#) - Reading from various translations for clarity.

### Today's Focus: God's Surprising Mercy

BEFORE completing this lesson, please listen to the Lesson 6 review message available on the Dwelling Richly podcast and my YouTube channel BEFORE completing this lesson.  
*Also, as noted on page 155 "Day by Day" planner, this day is longer than usual.*

1. **Understand the Purpose.** Why did God preserve the accounts we read in Scripture? Read 1 Corinthians 10:6, 11, 2 Timothy 3:15-16, and 2 Peter 2:6

2. **Review & Remember.**

What do we already know about the city and men of Sodom?

Genesis 13:10, 13 --

Genesis 18:20 --

Who came to Sodom (Genesis 19:1) \_\_\_\_\_  
and what had they recently been doing? Consider Genesis 18:2, 9, 18, 22

3. **There's been 'Lot going on.** This is the first mention of Lot in a while. Summarize the following accounts in Lot's life and estimate how much time has passed since the last time we heard about him.

Genesis 13:1-12

Genesis 14:11-16

About how much time has passed? Consider Genesis 16:16, 17:1, 18:14

# Lesson Seven Day Three

4. **Let Scripture interpret Scripture.** What is the significance of mentioning where Lot was sitting? Search “gate” or “gateway” in your favorite Bible resource. Use the following references for help: [Genesis 23:10-18, 34:20-24; Deuteronomy 17:5, 21:19, 22:15; Joshua 20:4; Ruth 4:11; Job 29:7; Proverbs 31:23; Amos 5:10-15](#)
5. **Compare.** How does Lot’s encounter with these men parallel Abraham’s in Genesis 18:1-8? What significant differences do you see?
6. **Here’s your answer.** Think back to Abraham’s negotiation with the LORD in Genesis 18:22-33. How do the details of Genesis 19:4 address God’s plan and Abraham’s hope for Sodom?
7. **Debauched Demands.** What do the men of Sodom demand?
8. **Horrific Offer.** What judgment does Lot make about the demand of the Sodomites? What does he offer instead, and what is his rationale for this offer?
9. **Judge? Not!** How do the men respond to Lot’s counter offer? (19:9)
10. **Angelic Answer to Demonic Deeds.** Summarize the details of Genesis 19:10-15

# Lesson Seven Day Three

11. **Lot Lingers.** What do you think was going on in Lot's mind for him -in spite of everything he's seeing happen- to hesitate when the angelic men command him to "Go!"?
12. **Plotting Lot.** Still, after dire warning, Lot pleads with the men for an alternate plan. What was their command and what is Lot's alternate? How does Lot's plot alter the fate of an entire city?
13. **Remember Lot's Wife.** What happens to Lot's wife and how does Scripture record the lesson of Lot's wife?  
Read Luke 17:28-33
14. **Standing where you stood.** What is the significance of Abraham going back to the "place where he had stood before the LORD"? Consider Genesis 19:27-29 along with 18:8 and 18:22.
15. **Sodomy and Stinginess?** What does the Bible record as the sin of Sodom?  
[Genesis 19:4-5 -](#)  
[Isaiah 3:9 -](#)  
[Ezekiel 16:49-50 -](#)  
[2 Peter 2:6-10 -](#)  
[Jude 1:7 -](#)
16. **Connect and Reflect.** Consider the truths from Psalm 103. How is God's nature revealed in this account with Sodom?



# Lesson Seven Day Four



# Lesson Seven Day Four

## Memorize & Meditate

Psalm 103:11

see page 164

Write your verse in calligraphy or any decorative writing to create a memorable word art representation of this verse. Share your verse art with the group, we'd love to see it!  
Sharing on social? Use our hashtag #DwellingRichly and tag a friend.



- Pray:** Thank God for helping you learn His Word and get to know Him better.
- Memorize:** (see note above)
- Read:** Psalm 103 and Genesis 19:30-38

## Today's Focus: Redeeming Love

1. **Bounty to Brimstone.** What was Lot's life like before moving to Sodom? (Genesis 13:5-6)

Why had Lot chosen to live in the Jordan Valley? (Genesis 13:10-13)

What does the Valley look like now?

2. **Lot's Losses.** What has he lost and what does he now have to show for his decision to live in Sodom?

3. **Zoar on Zillow?** Imagine you're Lot. You've decided to leave a brutally honest review of the city of Zoar for any potential homebuyers. Write that review and include honest details from your experience beginning with the account in Genesis 19:17-30 and any other details about Zoar you can find related to Lot's sojourn there.

4. A <sup>cave</sup> ~~room~~ with a view. Consider Lot's daughters. How does their recent experience and their current view from the cave above the ruins of Sodom and Gomorrah, and their former city of Zoar impact their perception of their prospects - in particular, their comment in 19:31.

# Lesson Seven Day Four


5. **The City Formerly Known As...** What was Zoar's former name? Why does it get a name change? Read Genesis 14:8 and 19:20-22.
6. **A Sick Strategy.** How has life in Sodom influenced Lot's daughters' decision-making? What is their strategy going forward?
7. **Incest to Infamy.** What is the outcome of Lot's daughters' incestuous strategy? Search "Moabites" and "Ammonites" in your favorite Bible reference for an understanding of who Lot's daughters' sons become. Consider: [Deuteronomy 23:3](#); [Judges 10:6-9](#); [1 Samuel 14:47](#); [1 Kings 11:7, 33](#); [Psalm 83:4-7](#); [Zephaniah 2:8-9](#)
8. **Rebellion to Redemption.** Lot's daughters' rebellious act led to two nations who were so vile and idolatrous they were forbidden to be in God's presence (Deut. 23:3.) But the story doesn't end there. God's plan of redemption, His great mission to restore relationship and find what was lost includes a family from this infamous lineage. *Read the following and see how even the most rebellious person can not only be redeemed, but bring about the redemption of all. Make a note after each reference paraphrasing what occurred:*  
Ruth 1:4, 16 -  
Ruth 4:13-22 -  
Matthew 1:1-16 -
9. **Think Back.** Consider your response to Day Three question #1. What kind of example does the account of Lot's daughters provide for you in your walk with Jesus Christ today?



# Lesson Seven Day Five

Memorize & Meditate

Psalm 103:11

- 
- Pray:** for your Study Buddy and Grace Group.
  - Memorize:** Recite aloud as you write.
  - Read:** Psalm 103 and Genesis 20

... — **Today's Focus:** Grace Greater than Our Sin — ...

1. **Where's "there?"** Where was Abraham and where is he headed? (Genesis 20:1)
2. **"She ain't heavy, she's my sister-wife."** Why do you think Abraham is willing to revisit the same approach he used back in Genesis 12 regarding traveling Sarah?
3. **Risky Business.** Considering the promise (Genesis 18) what is Abraham risking in how he is presenting Sarah now as he sojourns in Gerar?
4. **Consistently Inconsistent.** How do you reconcile Abraham's behavior in Genesis 18:22-32 and his behavior here with Abimelech? Do you expect more of Abraham? Why or why not?
5. **"You're a dead man."** Describe the encounter between God and Abimelech in Genesis 20:3-6. Note what God acknowledges that is accurate about the pagan king, Abimelech.

## Lesson Seven Day Five

6. **Yes, but.** While Abimelech was innocent of a willful crime, he was still held accountable for the scenario. What was the only solution God offered him to escape punishment and death? Genesis 20:7.
7. **A Righteous Pagan and A Lying Believer.** Who was (*potentially*) condemned by God? Who was favored by God? Why? (Consider Genesis 15:6)
8. **Abraham's Ironic Rationale.** What did Abraham tell Abimelech was his reasoning for the “she’s my sister” ploy? Why is this ironic considering Abraham’s relationship with God? (Genesis 20:11)
9. **Half-truths and the Whole Story.** How is Sarah both Abraham’s sister and his wife? (Genesis 20:12-13)
10. **Defending the sinner, not the sin.** How did God keep His promises to Abraham despite his sinful behavior? (Genesis 20:14-16) How is this a reminder to you in your walk with God?
11. **Prayers of a prophet.** What did God tell Abimelech to do to stop God’s judgment and what role does Abraham play?

# Lesson Seven Day Six

## Memorize & Meditate

Psalm 103:11



- Pray:** Lift up your Bible study leaders before you begin the lesson
- Memorize:** Can you write the verse by memory yet? Give it a try today.
- Read:** Psalm 103 and Genesis 21:1-21
- Dig Deeper:** Read Galatians 4:22-31; Look up information about tamarisk trees

### Today's Focus: Son of Freedom/Son of Slavery

1. **Inconceivable!** How many times does Moses refer to Sarah in Genesis 21:1-3? \_\_\_\_ Considering the backstory (Genesis 16) why do you think this is significant?
2. **What the LORD did...** Contrast Sarah's words about the LORD in Genesis 16:2 and what the LORD does in Genesis 21:1  
*NOTE: I appreciate the NIV, ESV, and NASB translation of Genesis 21:1 because they keep closer to the emphasis in the original Hebrew*
3. **Supernatural Confirmation.** What does Paul say about this event in Romans 4:19?
4. **Signs of the Covenant.** How do Abraham and Sarah obey God's word concerning the birth of Isaac?
5. **Diary of a 90 year-old mom.** Imagine you're Sarah. Write diary entries marking the day Isaac is born and another entry (about 3 years later) for the day he's weaned.



# Lesson Seven Day Six

6. **Sarah Sees.** What does Sarah see and how does she respond?

Genesis 16:4 -

Genesis 21:9 -

7. **He who laughs...** What does Ishmael do and how does Sarah respond? (Note: the Hebrew word translated “laughter” in some translations is more accurately translated “mocking.”)

8. **God is Faithful.** How does God show His faithfulness to Ishmael and Hagar? Consider also Hagar’s encounter with God in Genesis 16. What does this tell you about the nature of God?

9. **Significance of Seven.** What does Abraham give Abimelech and why? (21:25-30)

10. **הָיָה אֵל עוֹלָם?** How does Abraham address God? How does this connect to the covenant with God?

BONUS: What does Abraham do to commemorate this moment?

11. **Let Scripture Interpret Scripture.** Paul uses this account to teach an important truth about those who are in Christ Jesus. Read Galatians 4:22-31. How are Christians like Isaac? How should our lives reflect this truth?

# Lesson Seven Day Seven

## Memorize & Meditate

Psalm 103:11



- Pray:** for God to remove any blind spots in your faith
- Memorize:** Write your verse in fancy lettering. How does this verse connect to today's reading?
- Read:** Psalm 103 and Genesis 22:1-19
- Dig Deeper:** Chart repeated words and phrases! Fascinating! Also,
- Really Dig Deeper!** Using only your own Bible and no internet or other sources, find as many similarities between Abraham offering Isaac and God offering Jesus.

### Today's Focus: Obedience of Faith

1. **The Call to Faith.** What was God's promise to Abraham in Genesis 12:3?

2. **Acts of Faith.** Review how Abraham acted in faith in these moments:

12:1-4

15:6

17:22-27

3. **Failures of Faith.** How has Abraham failed to follow God faithfully?

4. **Pass or Fail?** What does the opening verse indicate about the purpose of this account? Genesis 22:1?

Why do you think God indicates this at the opening?

# Lesson Seven Day Seven

5. **A very Specific Call.** Note the exacting details in God's call to Abraham in 22:2. List all the ways God refers to Abraham's son.

Why do you think God is so very specific in these details?

6. **Hineni.** What do each of these occurrences of the "Hineni" response have in common?

Exodus 3:4, 1 Samuel 3:4-8, Isaiah 6:8, Isaiah 58:9

7. **Map It.** Find the location of this test on a biblical map as well as a modern map.

What cities is it near? \_\_\_\_\_

Read 2 Chronicles 3:1. What is significant about this location?

What does Abraham call this place? \_\_\_\_\_

How does Genesis 22:14 refer to this place?

**Bonus:** Is this location mentioned any other time in the Bible? See what you can find.

8. **Acting in Faith.** Focus on Abraham's actions in this passage and note below all of the things he did from Genesis 22:3-14. Record them in a single verb (*said, rose, saddled, etc.*) Write small. There are at least 22!

 **IT'S HEBREW TO ME** 

-- First Words --

**הִנְנִי**

(hin-ne-ni)

Translated "Here I am."

From the two words: "hineh" and "ani" - "here" and "I"

Literally means "Behold" and is a statement of readiness.

**אָהַב**

(aw-hab)

"Love" - This is the first occurrence of the word "love" in the Bible

**עֹלָה**

(oh-lah)

whole burnt offering, Literally: that which goes up

**יְהוָה יִרְאֶה**

Yahweh Yireh

The LORD will provide.

# Lesson Seven Day Eight

Memorize & Meditate

Psalm 103:11



- Pray:** What is the greatest need in your life right now. Pray in faith today about this.
- Memorize:** Write your verse in fancy lettering
- Re-Read:** Psalm 103 and Genesis 22:1-19

## Today's Focus: Faith, Fear, and Firsts

1. **Repeated Ideas.** Note the frequency and include the reference for each of these repeats. Note any other repeated words, phrases, or themes you see in this passage.

“Here I am”

Burnt offering

Your only son

Provide/d

the two of them...

2. **Who speaks?** Who speaks and to whom in this passage?

3. **Submissive Son.** What does Isaac notice and what question does this trigger? How does Isaac respond to the answer he receives (You'll need to use the context to consider Isaac's response.)

4. **Passing the Test.** How does Abraham do on this test? What does the test reveal about Abraham's relationship with God? Consider 22:12, 15, 16.

# Lesson Seven Day Eight

5. **Let Scripture Interpret Scripture.** How does Hebrews 11:17-19 help you understand Genesis 22:1-14? Specifically what does this tell you about Abraham's thoughts.
6. **Promised Given. Promise Delivered.** Read the following and see how Genesis 22:16-18 is fulfilled: Acts 3:25-26 and Galatians 3:16
7. **The Teacher, the Test, and the Answer Key.** Who's the teacher, what's the test, and what is the key answer in this passage? Consider 22:1, 12, 14.
8. **Sunday School Time.** Imagine you're teaching this passage in an elementary Sunday School class and several of the students have some questions about this account. What questions do you imagine they'd have and how would you answer them? Come up with at least three questions and your responses. If you're not sure how a child would ponder this passage, why not read it to a child and ask them?



# Lesson Seven Day Nine

Memorize & Meditate

Psalm 103:11



- Pray:** Ask God for clarity as you read and study
- Memorize:** Write with your non-dominant hand
- Read:** Psalm 103 and Genesis 23
- Dig Deeper:** I encourage you to review your notes on page 158 or listen the Lesson 6 Review message which is available on the YouTube or podcast for this study.

## Today's Focus: The Prince Mourns his Princess

1. **A Different Death.** How is the record of Sarah's death different from other recorded deaths to this point in Genesis? Consider Genesis 5:5-31, 9:29, 11:32

2. **Map It.** List the lands/areas mentioned in this account and find them on your map.

3. **He Said. They Said.** How does Abraham identify himself to the Hittites? How do they identify him? What do you think is significant in this?

4. **What about God's Promise?** What had God promised Abraham in the following accounts:

- Genesis 12:7 \_\_\_\_\_
- Genesis 13:15-17 \_\_\_\_\_
- Genesis 15:7, 18-19 \_\_\_\_\_
- Genesis 17:8 \_\_\_\_\_

# Lesson Seven Day Nine

5. **Let's Make a Deal.** Describe the negotiations between Abraham and the Hittites. Who was the leader of the Hittites?  
.....
6. **A Sign of Faith.** How is Abraham's decision to bury Sarah in this land a sign of his faith in God's promise to them?  
.....
7. **A Sacred Space.** Look up Machpelah in a reference and note who else is buried in this cave.  
.....
8. **Let Scripture Interpret Scripture.** What insight about this account can you gain from Hebrews 11:8-16?  
.....
9. **Sarah's Lasting Example.** How are you to live up to the life example of Sarah? Consider what the Holy Spirit taught through Peter. Read 1 Peter 3:1-6  
.....
10. **Faith and...** How does Psalm 103 describe those who receive justice, mercy, and compassion from the LORD? Consider Psalm 103:11, 13, 17, 18. How will this define your life and response to God today?  
.....

# Lesson Seven Day Ten

## Memorize & Meditate

Psalm 103:11



- Pray.
- Memorize. Write your memory verse



## Create & Share

הִנְנִי

(hineni - Here I am.)

In one Hebrew word Abraham communicates that nothing else matters.

He may have wondered

Why now?

Why him?

Why here?

but he responded הִנְנִי (hineni) "Here I am." and obeyed.

Consider your willingness to speak plainly and honestly...

הִנְנִי

"hineni - "Here I am." to the LORD today.

Consider also what Abraham was able to say about God after the angel of God revealed the ram:

יְהוָה יִרְאֶה

Yahweh Yireh - the LORD will Provide.

On the next page, write a prayer to the LORD submitting your will to His

...your plans, your people, your possessions, and pray

הִנְנִי — "Here I am" to the

God who provides for you always.

# הַיָּבֵי



"Let the Word of Christ  
dwell in you richly."

Colossians 3:16



Dwelling Richly  
COMMUNITY BIBLE STUDY



# GENESIS:

## Lost & Found

Do you not know? Have you not heard?  
The LORD is the everlasting God  
The Creator of the ends of the earth  
Isaiah 40