

Joshua

Strong &

Courageous

Do not be frightened,
and do not be
dismayed, for the
LORD your God is
with you wherever
you go.

Joshua 1:9

LET THE WORD OF CHRIST DWELL IN YOU RICHLY

COLOSSIANS 3:16

A Dwelling Richly

Community Bible Study

Joshua: Strong & Courageous

Welcome & Introduction



"Let the Word of Christ
dwell in you richly."

Colossians 3:16

...Dwelling Richly Bible Study...

Welcome to "Joshua: Strong & Courageous!"

I'm so glad you're here to journey with us through this remarkable book of the Bible. Together, we'll step into a pivotal moment in Israel's history—a moment when God's promises to His people begin to unfold in powerful ways. Through Joshua, we'll see the faithfulness of God, the courage required to follow Him, and the grace He extends even in the midst of human frailty.

In, "Saved & Set Apart", we saw God's mighty hand deliver Israel from slavery in Egypt and guide them through the wilderness. Moses led the people to the edge of the Promised Land, standing at the banks of the Jordan River. Now, in Joshua, the story picks up as God calls a new leader to take His people across the river and into the land He promised generations ago to Abraham, Isaac, and Jacob.

But this is more than just a historical account of battles won and land divided. This is a story about faith—a faith that doesn't come easily but must be chosen again and again. Joshua will challenge us to trust God's promises and courageously follow His commands, even when the way forward seems daunting. The words "be strong and courageous" will echo throughout this study, encouraging us to live boldly in the strength of the Lord.

As we explore Joshua chapter by chapter, we'll encounter themes of God's faithfulness, His holiness, and His justice. We'll grapple with the joy of promises fulfilled and the difficult and ugly realities of warfare, judgment, and human sinfulness. These moments may challenge your heart, but they will also deepen your understanding of God's plan and His character.

In the lessons ahead, we'll start with Israel's miraculous crossing of the Jordan and the renewal of their covenant with God. We'll witness the fall of Jericho and the victories (and failures) that follow. We'll navigate alliances, conquests, and the division of the land. Finally, we'll conclude with Joshua's stirring words: "Choose this day whom you will serve... as for me and my house, we will serve the Lord" (Joshua 24:15).

Through it all, we'll hold fast to our goal as a community: not just to study God's Word, but to let it dwell in us richly, transforming our lives from the inside out (Colossians 3:16). As we step into this study, may your heart be encouraged, your faith be strengthened, and your courage renewed to walk boldly in God's promises.

Let's begin this journey together—strong and courageous in the Lord!

Eyes on Him,



DwellingRichly@gmail.com  www.JenniferGRichmond.com

...Dwelling Richly Bible Study...

Our Expectations

We are people who...

...enthusiastically and intentionally dwell in the Word
and let the word of Christ dwell in us richly.

(from Colossians chapter 3)

Together We...

- **point** one another toward God for wisdom and hope
- **support** one another in life's challenges and blessings
- **share** our strengths and weaknesses
- **provide** encouragement, fun, & friendship that grow out of God's Word

We expect...

- **Bible-based** studies & teaching.
- **Faith-building** Bible study not worldly solutions and motivational quotes.
- to **Have Fun** God's Word brings us true joy and we have fun dwelling in it!
- to **Learn a Ton!** We are ready to learn!
- to **Get Stuck** We are ok to work, think, and not always understand right away
- to **Grow** from who we are today to who we can become empowered by the Holy Spirit



"Let the Word of Christ
dwell in you richly."

Colossians 3:16



...Dwelling Richly Bible Study...

How do we study?

Read & Take Notes

For study, get in the habit of using a printed Bible. The Bible on your computer or an app are helpful resources, but these should support your time in the Word – your physical Bible.

Translation not a paraphrase.

Here are some trustworthy translations:

English Standard Version (ESV) – *We'll be using the ESV in this study*

Also consider...

- New American Standard (NASB)
- Christian Standard Bible (CSB)
- New Living Translation (NLT)
- New International Version (NIV)
- New English Translation (NET)
- Common English Bible (CEB)

Use colored pencils to mark in your Bible.

I recommend colored pencils like the Pentel 8



Pray Before you read

Ask God to help you understand what you are reading. It's amazing what happens when we just do that...pray. God is faithful.

Trust the process.

- **Expect Growth** – which takes time
- **Expect Challenge** – growth will stretch you. This is good.
- **Enjoy the process** and have fun
- **Give yourself grace** to learn
- **Engage with the Scriptures** – don't just read
- **Connect** with others


...Dwelling Richly Bible Study...

Grace Groups

Connecting, sharing, praying with, and encouraging one another.

Meet in between sessions to discuss the study or simply to hang out for coffee, at a park, and just for fun!

Guidelines for our Grace Groups

- 
1. 📖 God's Word is our standard. We'll use the Bible - not personal opinion, popular teachers, or church tradition - as our guide for everything. Questions will generally reference the English Standard Version (ESV), but you can use any trustworthy Bible translation (not a paraphrase) to study from.
 2. 🤝 We Remember: 'In essentials, unity; in non-essentials, liberty; in all things, charity.'
 3. 🚫 Do your own thinking. Avoid commentaries and the study notes in your Bible -. Trust God, pray, ask for wisdom then read and answer on your own.
 4. ❤️ Be gracious and patient with yourself and with others. We're all learning. No one has it all figured out.
 5. 🗣️ 👍 This is a Bible study – not a personal-opinion group. So, there are going to be “right” and “wrong” answers in keeping with the truth of God's Word.
 6. 🗣️ 👂 Share or Listen. You don't have to share, but if you did the reading and responded to that prompt, why not chime in? We all benefit from one another's thoughts and questions. I bet you have something great to share!
 7. 🍷 🍷 Done or Not Done...Come. Didn't finish the study this week? That's ok. Life gets busy. You're here! Yay, you! This will be a good week for you to listen and be encouraged by others.
 8. ⏰ Be considerate. ...of time and tone. Share your thoughts and allow time for others to do the same – limit yourself to about 2 minutes maximum. Some have strong opinions, others are shaping theirs. Avoid pressing your point of personal opinion.
 9. 🙏 Pray. ...when you arrive, while you're in Grace Groups, during teaching time. Pray for your understanding to grow. Pray for your Grace Group leaders. Pray for one another. Let's be men & women who go to the Father for one another and seek His face together.

...Dwelling Richly Bible Study...

Ready? Let's go!

Maybe you decided this study is going to be your best yet...you made sure to set aside time in your busy schedule so you won't get swamped and let the lesson go to the last moment. Maybe it's your first time doing a Bible study and you have no idea what to expect. Wherever you are, whatever your expectations, here's what you can count on...I'm praying for you and God is ready to bless you amazingly!

A Simple Plan! Each lesson is laid out to "let the Word of Christ dwell in you richly." I designed this routine to give you comfort in the pattern and predictability. Also, every step is a thoughtful way to approach study so you become equipped to know the Word and deepen your faith. Look for these steps on the next page.

Know Two Things...

- 1) **You have an advocate!** Yay! Jesus himself is praying for you! Imagine that! It's pretty amazing, don't you think? It's true. You are doing a good thing by getting into God's Word. Staying faithful and focused isn't always going to be easy, so right here and now think about how cool it is that Jesus is advocating for you, cheering you on, making a way for you to do well in this venture!
- 2) **You have an enemy!** Yikes! Satan, the Bible says, is like a roaring lion "seeking whom he may devour"...that's you! It's true, but it's only discouraging if you forget #1! You may find that more than any other time in your life you have scheduling challenges, emotional weakness, mental fatigue, relationship issues...you name it...anything at all to get in the way of you getting into the Word.

The Four P's...

- 1) **Pray.** Get armored up and tell God that you want His blessing as you schedule, study, think, and get into His Word. God will always answer that kind of prayer with a big, fat, awesome, "Yes!"
- 2) **Partner.** Connect with someone in your group so you can share encouragement and accountability. Send texts, make calls, meet-up with your "study buddy" and encourage one another!
- 3) **Plan.** You didn't just show up unannounced to your last dentist appointment. You didn't just miraculously find time for that date with a friend, your car didn't just magically repair itself while you were sleeping...you saw a need and made time to make sure it all happened. Plan now for the time you'll spend in Bible study. It won't just happen.
- 4) **Prioritize.** I bet you brushed your teeth today. Maybe you even flossed. You probably went to the dentist too at some point in the last year...why? You value your teeth and you want them to look nice and not fall out of your head. You made dental health a priority because you know the consequences are pretty ugly if you don't. Guess what? Your spiritual health is even more valuable.

...Dwelling Richly Bible Study...

The Dwelling Richly Way

...Dwell, don't "Do"...

It's not about "doing" Bible study. It's about fulfilling Colossians 3:16, "Let the Word of Christ DWELL in you richly..." So, we don't "do" Bible study. Instead, we let it dwell in us and we return the favor by dwelling in the Word

We **read**, write, think, ask, engage, and create.

We **connect** with others and share.

We **memorize** and **meditate**.

We are **prayerful**, **hopeful**, and **expectant** trusting that the Holy spirit will teach us.

...Week by Week...

We meet every two weeks. In those 14 days, 10 of them are designed to give you time...

Together:

Day 1 – Fellowship, Grace Groups, Teaching

On your own:

Day 2 – Overview of the passages for the lesson ahead

Days 3-9 – Dwell in and through the Word more deeply

Day 10 – Create & Share

...Day by Day...

Each day moves you through **spiritual disciplines** to help you grow.

☐ 1. 🙏 **Pray...**

☐ 2. 📖 **Memorize/Meditate**

☐ 3. 📖 **Simply Read**

☐ 4. 📝 **Write the Word**

☐ 5. ❤️ **Community**

☐ 6. 🎵 **Worship**

1. **Pray First.** Ask God for understanding and pray for others in the study as well. Think about a focus word to help you pray like "clarity" or "peace" or "wisdom." Ask God to give you understanding in a specific way during your study. Having a focus word will help with that...
2. **...then Memorize & Meditate.** Write the memory verse in the text box at the top of the page...
3. After that...**Simply Read.** Read the passages for that day. At the end of this study you'll be very familiar with Joshua! You'll have read it through at least three times start to finish.
4. ...next **Write.** Write the memory verse each day and "Write the Word"
5. Then, **Engage.** Respond to the prompts, answer questions, think, and get stuck – yes, "get stuck" – you won't always feel like you understand or have the "right" answer. That's OK. Just let the Word of God "dwell in you richly"
6. ...and **Reflect.** I'll share some of my thoughts, and we'll think together about what we've read and what we're understanding.
7. Finally, **Create & Share.** Express and share your thoughts, feelings, and ideas about what you've learned



...Dwelling Richly Bible Study...

Notes

Resources

• Lessons

- o Printed and available each time we meet
- o Download to view or print at home here:
jennifergrichmond.com/joshua-strong-and-courageous-lessons
- o and in our Church Center group:
lmcc.churchcenter.com/my/groups/dwelling-richly
- o Find a typo? Thank you! Look for the "Typo Alert" thread in the group. Double check with your GG Leader then share in the group.

• Messages

- o jennifergrichmond.com/teaching/
- o YouTube
- o Spotify
- o Anywhere you enjoy listening to podcasts

• Attend Bible Study

- o In person - La Mirada Church, 12104 Los Coyotes Ave., La Mirada
- o Online - Zoom - the link is the same every session.

• Contact

- o Jennifer - DwellingRichly@gmail.com
- o La Mirada Church Text: 562.524.1119





"Let the Word of Christ
dwell in you richly."

Colossians 3:16

Joshua

Strong

&

Courageous

Lesson One

Joshua 1:1-24:33

The Big Picture

Do not be frightened,
and do not be
dismayed, for the
LORD your God is
with you wherever
you go.

Joshua 1:9

LET THE WORD OF CHRIST DWELL IN YOU RICHLY

COLOSSIANS 3:16



"Let the Word of Christ
dwell in you richly."

Colossians 3:16

Lesson One Day One

Grace Group

Let's get to know one another. Pray, then begin...

1. "My name is _____ When have down time I love to...
2. Share about something new...something you've tried? a place you've been? a person you've met?
3. Does personal Bible study come easily for you or is it something you've had to work on? How so? Share a tip that has been helpful for you.
4. Read the Grace Group guidelines together. Talk about how these help us group dwell well in the Word and grow together in fellowship.
5. Are you familiar with the book of Joshua? What do you already know? What would you like to learn? What are you curious about?
6. The theme of this study comes from Joshua 1:9, "Be strong and courageous. Do not be frightened, and do not be dismayed, for the Lord your God is with you wherever you go." How do you think the Christian understanding of strength and courage is different than the way the "world" might understand this?

Pass around the Prayer and Connections Journal.

If you have a prayer request that is more private, you can share with your group leader or our teaching leader, Jennifer after the study.

Next up...teaching time with Jennifer...take notes on the next page.



Lesson One Day One

Teaching Time

Dwelling Well Through Joshua, Part One



Watch/Listen to this message on the “Dwelling Richly” podcast – YouTube, Spotify, Audible, or any platform/app you enjoy.

Lesson One Day One

Day by Day

...Lesson overview...

Use the checklist to help you plan your time with God "TWiG Time"

<input checked="" type="checkbox"/>	<u>My Dates</u>	<u>Day</u>	<u>Content</u>
	<i>January 8</i>	1	<i>Grace Groups & Teaching</i> <u>READ the Word</u>
<input type="checkbox"/>	_____	2	(various passages)
<input type="checkbox"/>	_____	3	(various passages)
<input type="checkbox"/>	_____	4	Joshua 1:1-4:24
<input type="checkbox"/>	_____	5	Joshua 5:1-8:35
<input type="checkbox"/>	_____	6	Joshua 9:1-12:24
<input type="checkbox"/>	_____	7	Joshua 13:1-17:18
<input type="checkbox"/>	_____	8	Joshua 18:1-21:45
<input type="checkbox"/>	_____	9	Joshua 22:1-24:33
<input type="checkbox"/>	_____	10	Create & Share
	<i>January 22</i>	14	<i>Grace Groups & Teaching</i> <i>Review Lesson 1</i>

...Memorize & Meditate...

Joshua 1:9

Have I not commanded you? Be strong and courageous. Do not be frightened, and do not be dismayed, for the Lord your God is with you wherever you go.

(Memorize from any translation.)

...Write the Word...

(Begins Lesson Two)

Lesson One Day One

My Heart to Yours...

Have you ever stood at the edge of something new—excited but nervous, hopeful yet unsure? That’s where we find the people of Israel at the start of Joshua. They’ve wandered the wilderness, seen God’s mighty works, and now they’re standing at the Jordan River, about to step into the promises they’ve heard about their entire lives.

Maybe you’re standing on the edge of something, too. A new chapter. A challenge you didn’t expect. A step of faith that feels just a little too big. If so, you’re in the perfect place to journey through Joshua.

This study is about more than crossing a physical river or conquering a land. It’s about faith—bold, messy, imperfect faith. It’s about trusting God to fulfill His promises and stepping out when the water ahead looks deep. It’s about courage, not because we’re strong, but because He is.

As we walk through these next 10 days together, we’ll revisit the powerful stories of how God led His people—from the wilderness to the Promised Land. You’ll meet Joshua, a leader called to be “strong and courageous,” and Rahab, a woman whose scarlet thread of faith changed her life and her future. That scarlet thread runs through the pages of Scripture, pointing us to Jesus—the One who mends what’s broken, forgives what’s flawed, and leads us into His promises.

When I think about this journey, the words of a hymn come to mind:

*“Come, thou Fount of every blessing,
Tune my heart to sing thy grace;
Streams of mercy, never ceasing,
Call for songs of loudest praise.”*

Like the Israelites crossing the Jordan, we’re stepping into streams of mercy—God’s faithful presence with us in every step. Whether you feel ready or not, **God is faithful**, and His promises are sure.

So, here’s my invitation: Let’s not just read Joshua. Let’s live it. Let’s dwell in the Word and step into these pages with faith, allowing God to speak, challenge, and change us. Let’s trace the scarlet thread and see how God’s hand has been at work from the Jordan River all the way to the cross—and into your life today.

My prayer for you in this study is simple: that you will find **courage** in God’s promises, **strength** in His presence, and **joy** in His grace. Wherever you are—on the edge of a new beginning or deep in the heart of your own journey—know this: the God who lead His people into the Promised Land is the same God who walks with you today. Be strong and courageous, my friend.





The river ahead isn’t too deep for the One who parts it.

Eyes on Him,

 **Jennifer**

Lesson One Day Two

Memorize & Meditate


- | | |
|--|--|
| <input type="checkbox"/>  Pray... for your Grace Group | <input type="checkbox"/>  Write the Word (begins Lesson Two) |
| <input type="checkbox"/>  Memorize Joshua 1:9 | <input type="checkbox"/>  Community Share answer to Q1 in the group. |
| <input type="checkbox"/>  Simply Read (See Below) | <input type="checkbox"/>  Worship _____ |

Lesson One/Day Two

Theme: God's deliverance, covenant, and preparation for entering the Promised Land

Introduction: Today, we'll look back at God's faithfulness through Exodus-Deuteronomy to set the stage for our study of Joshua. This review will remind us of key moments in Israel's journey and how God prepared Joshua and Caleb to lead His people. As you read and reflect, consider how these past events shape what happens in Joshua and how God has faithfully prepared you for the challenges you face today.

Simply Read...

 **HELPFUL TIP:** Throughout this study, look for Scriptures that are hyperlinked to an online Bible resource. If you open this document on your computer, tablet, or other device, you will be able to click the links and read the passage online! **CLICK HERE** to read these passages from the ESV, NIV, NET, and NLT on BibleGateway.com

Exodus 3:7-10 – God's promise to deliver Israel and lead them to the Promised Land.

Exodus 14:13-31 – The parting of the Red Sea and God's miraculous deliverance.

Exodus 17:8-16 – Battle with Amalek

Numbers 13:1-33 – Joshua and Caleb's faithful report from spying out Canaan.

Numbers 27:12-23 – Joshua is commissioned as Moses' successor.

Thinking Back...

1. Remember & Relate:

Write 1-2 points from the message or encouragement from Grace Groups you want to remember. Why was this helpful or encouraging to you? How will this help you going forward?

Missed the previous session? You can catch up! Listen to the Dwelling Richly podcast today.

Dwelling in the Word...

2. God's Character.

Read Exodus 3:7-10. What does this reveal about God's character and plan for His people?

3. Israel's Response.

Read Exodus 14:13-31. What do you notice about Israel's response to God's deliverance? How would you expect this to provide a foundation for the trust in God going forward? How might it have shaped Joshua's trust in God as a leader?

Lesson One Day Two

4. The Big Battle.

Read Exodus 17:8-16. How do you see God's power and teamwork between Moses, Joshua, and others in this account? What does this teach you about reliance on God?

5. Spies in the Land.

Read Numbers 13:1-33. What stands out to you about Joshua and Caleb's faith compared to the other spies? How does their trust in God challenge or encourage you?

6. Commissioned.

Read Numbers 27:12-23. What do you learn about God's preparation of Joshua to lead Israel?

7. Worship.

What worship song comes to mind as you reflect on today's passages? Why that song?




Write the name of the song on the "Worship" line at the top of today's lesson. Each day of this lesson I encourage you to write the name of a worship song that comes to your mind as you read the Word. Let His Word dwell in you richly "...teaching and admonishing one another in all wisdom, singing psalms and hymns and spiritual songs, with thankfulness in your hearts to God" Colossians 3:16




8. Strong & Courageous.

As you reflect on today's readings, how do you see God preparing you for the challenges or opportunities in your own life?

Lesson One Day Three

Memorize & Meditate

- ☐  **Pray...**for your Grace Group
- ☐  **Memorize** Joshua 1:9
- ☐  **Simply Read** (See Below)

- ☐  **Write the Word** (begins Lesson Two)
- ☐  **Community** Share answer to Q1 in the group.
- ☐  **Worship** _____

.Lesson One/Day Three

Theme: God's Preparation of His People and Joshua's Leadership

Introduction: Today, we'll continue reflecting on Exodus-Deuteronomy, tracing how God led His people through the wilderness and prepared them to enter the Promised Land. We'll see Moses recount Israel's rebellion, God's promises, and how Joshua was uniquely chosen and prepared to lead. As you read, consider how God worked through victories, failures, and transitions to guide His people and equip Joshua for the challenges ahead.

Simply Read...

CLICK HERE to read these passages from the ESV, NIV, NET, and NLT on BibleGateway.com

Deuteronomy 1:19-38 – Moses recounts Israel's rebellion and Joshua's faithful leadership.

Deuteronomy 3:18-22 – Moses encourages Joshua as Israel prepares to cross into the Promised Land.

Deuteronomy 6:4-12 – The Shema and the call to love and obey God.

Deuteronomy 31:1-8 – Moses commissions Joshua as leader of Israel.

Deuteronomy 34:1-12 – Moses' death and the transition to Joshua's leadership.

Thinking Back...

1. Remember & Relate:

Reflect on yesterday's reading about Joshua's first battle (Exodus 17) and his preparation as a leader. What was a particularly powerful image in that passage to you? Why?

2. The Rebels and the Faithful.

Read Deuteronomy 1:19-38. How does Moses use Israel's rebellion at Kadesh-Barnea to highlight Joshua's faithfulness? How does this moment reflect Joshua's trust in God, even when others doubted?

3. Inspired Confidence.

Read Deuteronomy 3:18-22: Moses gives instructions to the tribes and encourages Joshua. How does Moses' confidence in God's power serve as an example for Joshua as a leader?

Lesson One Day Three

4. Shema for All.

Read Deuteronomy 6:4-12: The Shema calls Israel to love God fully and remember His faithfulness. How does this foundational truth prepare them for the challenges of the Promised Land?

5. Repeated Assurance.

Read Deuteronomy 31:1-8. Moses commissions Joshua and encourages him to “be strong and courageous.” What stands out to you about Moses’ words and how they would prepare Joshua to lead?

6. Bittersweet Mission.

Read Deuteronomy 34:1-12. Moses’ death marked the end of an era for Israel. How does this chapter emphasize God’s faithfulness to His promises and His preparation of Joshua as the new leader?

7. Strong & Courageous:

As you reflect on today’s readings, where do you see God equipping you for the roles and responsibilities He has placed before you?

Lesson One Day Four

Memorize & Meditate

- | | |
|--|--|
| <input type="checkbox"/>  Pray... for your Grace Group | <input type="checkbox"/>  Write the Word (begins Lesson Two) |
| <input type="checkbox"/>  Memorize Joshua 1:9 | <input type="checkbox"/>  Community Share answer to Q1 in the group. |
| <input type="checkbox"/>  Simply Read (See Below) | <input type="checkbox"/>  Worship _____ |

Lesson One/Day Four – Joshua 1:1-4:24

Theme: God's Promise, Presence, and Provision

Introduction: Today, we begin our journey into the book of Joshua by exploring the first four chapters, where we see God's promise, presence, and provision on full display. These chapters are a powerful reminder that God is faithful to keep His promises, that His presence goes before us, and that His provision makes the impossible possible.

As Israel stands on the brink of the Promised Land, God reaffirms His covenant with Joshua, assuring him that He will be with him just as He was with Moses. The miraculous crossing of the Jordan River shows God's provision, stopping the waters so His people could enter the land. The memorial stones they set up afterward serve as a tangible reminder of His faithfulness for generations to come.

Dwelling in the Word...

As you read each passage look for the following and highlight them in your Bible.

YELLOW or **ORANGE** –Wow! Big Idea! / **BLUE** –Truth about God/Holy Spirit

BROWN – people / **GREEN** – places / **PINK** - cross-reference to OT or NT / **RED** – Jesus* - remember, this is the idea of "types" – think of things that remind you of Jesus and may be a foreshadowing of Him.

ALSO: Write questions you have about that passage – a word, idea, or reference you want to understand better.

1. Joshua 1:

God commissions Joshua and encourages him to "be strong and courageous."

2. Joshua 2:

Rahab protects the spies and professes faith in Israel's God.

Lesson One Day Four

3. Joshua 3:

The Israelites cross the Jordan River as God stops the flow of water.







4. Joshua 4:

Twelve memorial stones are set up to commemorate God's faithfulness.

5. Questions or Reflections from Joshua 1-4:

Lesson One Day Five

Memorize & Meditate

- | | |
|--|--|
| <input type="checkbox"/>  Pray... for your Grace Group | <input type="checkbox"/>  Write the Word (begins Lesson Two) |
| <input type="checkbox"/>  Memorize Joshua 1:9 | <input type="checkbox"/>  Community Share answer to Q1 in the group. |
| <input type="checkbox"/>  Simply Read (See Below) | <input type="checkbox"/>  Worship _____ |

Lesson One/Day Five – Joshua 5:1-8:35

Theme: Obedience, Holiness, and God's Power

Introduction: Today, we'll follow Israel's journey as they renew their covenant with God and experience their first major victories in the Promised Land. These chapters demonstrate the importance of obedience, the consequences of sin, and the overwhelming power of God when His people trust Him. As you read, consider how Israel's successes and failures reveal both God's holiness and His mercy.

Dwelling in the Word...

As you read each passage look for the following and highlight them in your Bible.

YELLOW or **ORANGE** -Wow! Big Idea! / **BLUE** -Truth about God/Holy Spirit

BROWN – people / **GREEN** – places / **PINK** - cross-reference to OT or NT / **RED** – Jesus* - remember, this is the idea of “types” – think of things that remind you of Jesus and may be a foreshadowing of Him.

ALSO: Write questions you have about that passage – a word, idea, or reference you want to understand better.

1. Joshua 5:

Israel renews their covenant with God through circumcision and celebrates Passover.

2. Joshua 6:

Jericho falls as Israel follows God's instructions.

Lesson One Day Five

3. Joshua 7:

Achan's sin leads to Israel's defeat at Ai.




4. Joshua 8:




Israel repents, obeys God, and conquers Ai; the covenant is renewed at Mount Ebal.

5. Questions or Reflections from Joshua 5-8:

Lesson One Day Six

Memorize & Meditate

- ☐  **Pray...**for your Grace Group
- ☐  **Memorize** Joshua 1:9
- ☐  **Simply Read** (See Below)

- ☐  **Write the Word** (begins Lesson Two)
- ☐  **Community** Share answer to Q1
- ☐  **Worship** _____

Lesson One/Day Six – Joshua 9:1-12:24

Theme: God's Sovereignty in Victory

Introduction: Today's chapters cover a dramatic period in Israel's conquest of the Promised Land, including strategic battles and God's miraculous intervention. These accounts remind us of God's sovereignty and His faithfulness to fulfill His promises, even in the midst of human failures and challenges. As you read, reflect on how God's power is displayed and how His plans always prevail.

Dwelling in the Word...

As you read each passage look for the following and highlight them in your Bible.

YELLOW or **ORANGE** -Wow! Big Idea! / **BLUE** -Truth about God/Holy Spirit

BROWN – people / **GREEN** – places / **PINK** – cross-reference to OT or NT / **RED** – Jesus* – remember, this is the idea of “types” – think of things that remind you of Jesus and may be a foreshadowing of Him.

ALSO: Write questions you have about that passage – a word, idea, or reference you want to understand better.

1. Joshua 9:

The Gibeonites deceive Israel into making a treaty.

2. Joshua 10:

God causes the sun to stand still and grants Israel victory over five Amorite kings.

Lesson One Day Six

3. Joshua 11:

Joshua leads Israel in defeating the northern kings.




4. Joshua 12:




A summary of the kings defeated by Moses and Joshua.

5. Questions or Reflections from Joshua 9-12:

Lesson One Day Seven

Memorize & Meditate

- ☐  **Pray...**for your Grace Group
- ☐  **Memorize** Joshua 1:9
- ☐  **Simply Read** (See Below)

- ☐  **Write the Word** (begins Lesson Two)
- ☐  **Community** Share answer to Q1 in the group.
- ☐  **Worship** _____

Lesson One/Day Seven – Joshua 13:1-17:18

Theme: Faithfulness in the Fulfillment of God's Promises

Introduction: As Israel moves from conquest to settlement, the focus shifts to dividing the land among the tribes. These chapters emphasize God's faithfulness in fulfilling His promises to give Israel the land. They also highlight the importance of trust, gratitude, and obedience as the people begin to occupy their inheritance. Consider how God's faithfulness to Israel encourages you to trust Him in your own life

Dwelling in the Word...

Look for the following as you read, and highlight them in your Bible.

YELLOW or **ORANGE** –Wow! Big Idea! / **BLUE** –Truth about God/Holy Spirit

BROWN – people / **GREEN** – places / **PINK** – cross-reference to OT or NT / **RED** – Jesus* - remember, this is the idea of “types” – think of things that remind you of Jesus and may be a foreshadowing of Him.

ALSO: Write questions you have about that passage – a word, idea, or reference you want to understand better.

1. Joshua 13:

God describes the land yet to be conquered and begins the division of the land.

2. Joshua 14:

Caleb boldly claims Hebron as his inheritance, trusting in God's promises.

Lesson One Day Seven

3. Joshua 15:

The allotment for the tribe of Judah, including Caleb's conquest of Hebron.




4. Joshua 16–17:




The allotments for Ephraim and Manasseh, along with their concerns about their inheritance.

5. Questions or Reflections from Joshua 13–17:

Lesson One Day Eight

Memorize & Meditate

- ☐  **Pray...**for your Grace Group
- ☐  **Memorize** Joshua 1:9
- ☐  **Simply Read** (See Below)

- ☐  **Write the Word** (begins Lesson Two)
- ☐  **Community** Share answer to Q1 in the group.
- ☐  **Worship** _____

Lesson One/Day Eight – Joshua 18:1-21:45

Theme: God's Faithfulness in Providing Justice, Rest, and Inheritance

Introduction: As the land division continues, today's chapters highlight God's justice and provision for His people. From the cities of refuge to the Levites' inheritance, we see God's care for individuals, His provision for worship, and the fulfillment of His promises. These chapters remind us that God's faithfulness is not just about victories but also about creating a place of justice, rest, and worship for His people.

Dwelling in the Word...

As you read each passage look for the following and highlight them in your Bible.

YELLOW or **ORANGE** –Wow! Big Idea! / **BLUE** –Truth about God/Holy Spirit

BROWN – people / **GREEN** – places / **PINK** – cross-reference to OT or NT / **RED** – Jesus* - remember, this is the idea of "types" – think of things that remind you of Jesus and may be a foreshadowing of Him.

ALSO: Write questions you have about that passage – a word, idea, or reference you want to understand better.

1. Joshua 18:

The remaining tribes receive their inheritance.

2. Joshua 19:

Six remaining tribes receive inheritance.

Lesson One Day Eight

3. Joshua 20:

The establishment of cities of refuge for those who accidentally take a life.







4. Joshua 21:

The Levites receive their towns, and the land division is completed.

5. 5. Questions or Reflections from Joshua 18-21:

Lesson One Day Nine

Memorize & Meditate

- | | |
|--|--|
| <input type="checkbox"/>  Pray... for your Grace Group | <input type="checkbox"/>  Write the Word (begins Lesson Two) |
| <input type="checkbox"/>  Memorize Joshua 1:9 | <input type="checkbox"/>  Community Share answer to Q1 in the group. |
| <input type="checkbox"/>  Simply Read (See Below) | <input type="checkbox"/>  Worship _____ |

Lesson One/Day Nine – Joshua 22:1-24:

Theme: Faithfulness, Unity, and Choosing to Serve the Lord

Introduction: Today, we conclude our flyover of Joshua with a focus on unity among God's people, the renewal of the covenant, and Joshua's stirring farewell address. These chapters emphasize the importance of faithfulness to God, the value of unity, and the choice each person must make to serve the Lord wholeheartedly. As you read, reflect on how Joshua's legacy and God's unchanging faithfulness call you to live out your faith boldly.

Dwelling in the Word...

As you read each passage look for the following and highlight them in your Bible.

YELLOW or **ORANGE** -Wow! Big Idea! / **BLUE** -Truth about God/Holy Spirit

BROWN – people / **GREEN** – places / **PINK** - cross-reference to OT or NT / **RED** – Jesus* - remember, this is the idea of “types” – think of things that remind you of Jesus and may be a foreshadowing of Him.

ALSO: Write questions you have about that passage – a word, idea, or reference you want to understand better.

1. Joshua 22:

The eastern tribes return home but face conflict over an altar, ultimately resolved in unity.

Lesson One Day Nine

2. Joshua 23:

Joshua's farewell address, urging Israel to remain faithful to God.


3. Joshua 24:


The covenant is renewed at Shechem; Joshua declares, "As for me and my house, we will serve the Lord."

4. Questions or Reflections from Joshua 22-24:

Lesson One Day Ten

Memorize & Meditate

☐  Pray...for your Grace Group

☐  Memorize Joshua 1:9

Lesson One/Day Ten - Create and Share

Day Ten is set aside to take what we've been reading, learning, and dwelling upon...

...bring it all together, create something new and personal, then share it to bless someone. I developed this part of the Dwelling Richly study because I wanted us to not just study and bring the Word in, but to let it move around inside of us and then come out in a way that would bless others.

Jesus was the ultimate example to us of exactly what this day is set aside for...creating and sharing. Everywhere Jesus Christ went he created. He is the epitome of all of creation and is one with God as the Creator. He is our beautiful example to follow as he shared not only in the simple acts of kindness but in the stunning and miraculous acts of sharing his healing power.

We were made in His image – to do and be and live like Him – not just because that's what a good Christian “should” do, but because we are most like Jesus when we imitate Him and live up to His image within us. So, our Create & Share time is not just another “step” in our Bible study – it is literally fulfilling what we have been called to do, “be imitators of God as dearly loved children.”

I encourage you to embrace this time in each lesson. To challenge yourself to reach a bit even if it's out of your comfort zone to “create.” So many don't think of themselves as creative and feel awkward trying to express themselves artistically. But, I hope you'll grow in this area and really embrace the spirit of creating and of sharing.

The theme for this study through Joshua is inspired by God's charge to Joshua as he prepared to lead the Israelites into the Promised Land. This theme is captured in the core verse for our study:

“Have I not commanded you? Be strong and courageous. Do not be frightened, and do not be dismayed, for the Lord your God is with you wherever you go.” (Joshua 1:9)

I created the cover art for this study to reflect my heart when I considered the incredible truth of God's promise, presence, and provision. The scarlet cord—like the one Rahab placed in her window—symbolizes salvation and God's faithful provision through Christ. The view of Mt. Sinai in the background and stones in the foreground remind me of God's miraculous work at the Jordan and the call to trust Him as we step forward in faith.

What images come to your mind? What do you think of when you consider what it means to be “strong and courageous”? On the next page, or a page of your own: Draw or use images from magazines, clip art, the internet, etc., and create a collage or drawing that illustrates the theme of Joshua to you.


Finally, share what you created. You have a study buddy, a friend, your spouse, or even one of your children...share what you created. Explain what you've learned. They may love it and really get it...or they may smile and not fully grasp it. That's okay.

The important part is that you spent time dwelling in the Word...and you allowed it to take root in your heart. You've responded to God's call: “Be strong and courageous. Do not be frightened, and do not be dismayed, for the Lord your God is with you wherever you go.” (Joshua 1:9).

”



Lesson One Day Ten



Joshua

Strong

&

Courageous

Lesson Two

Joshua 1:1-5:1

Don't Forget to Remember

Do not be frightened,
and do not be
dismayed, for the
LORD your God is
with you wherever
you go.

Joshua 1:9

LET THE WORD OF CHRIST DWELL IN YOU RICHLY

COLOSSIANS 3:16



"Let the Word of Christ
dwell in you richly."

Colossians 3:16

Lesson Two Day One

Grace Group

Open with prayer then recite memory verse from the previous lesson.

Got Questions? If you have a question left unanswered or needing more clarification, this is a great time to make a note of it and share in the Q&R time following teaching.

Thinking Back...

DAY PAGES

- | | | |
|------|-------|--|
| 1... | 15-18 | Share something you learned, loved, or were encouraged by from the previous message and/or Grace Group time. |
| 2... | 19-20 | Share your response to #8 |

Share Your Responses...

- | | | |
|-------|-------|-----------------|
| 3... | 21-22 | #'s 2, 4, and 7 |
| 4... | 23-24 | #'s 1, 4, and 5 |
| 5... | 25-26 | #'s 1, 3, and 5 |
| 6... | 27-28 | #'s 1, 4, and 5 |
| 7... | 29-30 | #'s 1, 3, and 5 |
| 8... | 31-32 | #'s 1, 3, and 5 |
| 9... | 33-34 | #'s 1, 3, and 4 |
| 10... | 35-36 | Create & Share |

Up Next: Teaching – Getting the Big Picture of how to read, study, love, and dwell through Joshua

We believe God hears, sees, knows, and is ready to answer us and guide us when we pray.

Pray as you transition from Group to Teaching time for our fellowship to be God-honoring and focused on His word.



You are loved and prayed for!

Lesson Two Day One

Teaching Time



Watch/Listen to this message on the “Dwelling Richly” **podcast**.
Notes/Handout for this message ChurchCenter group or
LaMiradaChurch.com/DwellingRichly

Lesson Two Day One

Day by Day

...Lesson overview...

Use the checklist to help you plan your time with God - "TWiG Time"

<input checked="" type="checkbox"/>	<u>My Dates</u>	<u>Day</u>	<u>Content</u>
	<i>January 22</i>	1	<i>Grace Groups & Teaching</i>
			<u>READ</u> <u>WRITE</u>
<input type="checkbox"/>	_____	2	Joshua 1:1-5:1
<input type="checkbox"/>	_____	3	Joshua 1:1-9 Psalm 1:1
<input type="checkbox"/>	_____	4	Joshua 1:10-18 Psalm 1:2
<input type="checkbox"/>	_____	5	Joshua 2:1-14 Psalm 1:3
<input type="checkbox"/>	_____	6	Joshua 2:15-24 Psalm 1:4
<input type="checkbox"/>	_____	7	Joshua 3:1-17 Psalm 1:5
<input type="checkbox"/>	_____	8	Joshua 4:1-14 Psalm 1:6
<input type="checkbox"/>	_____	9	Joshua 4:15-5:1
<input type="checkbox"/>	_____	10	Create & Share
	<i>February 5</i>	14	<i>Grace Groups & Teaching Review Lesson 1</i>

...Memorize & Meditate...

Joshua 1:8

This Book of the Law shall not depart from your mouth, but you shall meditate on it day and night, so that you may be careful to do according to all that is written in it. For then you will make your way prosperous, and then you will have good success. (ESV)
(Memorize from any translation.)

...Write the Word...

Psalm 1:1-6

We will "Write the Word" through various passages as we study Joshua. You can write Joshua as well, however, for this study, we'll be writing mostly from Psalms. "Write the Word" pages are available to print from the website or pick up blank pages at Bible study.



Tight on time? Look for this icon next to key questions.

Lesson Two Day One

My Heart to Yours...

As we begin Lesson Two, my heart is full thinking about the journey ahead for you in these chapters of Joshua. From the opening words where God commissions Joshua, to the crossing of the Jordan and the setting up of memorial stones, this section of Scripture is rich with reminders of God's faithfulness and His call to trust Him in every step.

It's not hard to imagine how overwhelming it must have been for Joshua to step into Moses' role as leader of Israel. But through every challenge, God reassured him with the promise of His presence and power. Over and over, we hear the refrain: "Be strong and courageous." God didn't promise an easy path, but He did promise to go with them and provide everything they needed for the journey.

In these next ten days, we'll walk with the Israelites as they prepare to enter the land God promised to their ancestors. We'll see how God parted the waters of the Jordan just as He did at the Red Sea. We'll hear how He called them to set up memorial stones—*zecher*—to proclaim His mighty deeds to future generations. And we'll be reminded that God's story of faithfulness is not just for the past; it's for us today.

As you reflect on these passages, I invite you to consider the "memorial stones" in your own life. What moments of God's faithfulness stand out to you? How has He made a way for you, provided for you, or strengthened you when you felt unsure? By the end of this lesson, you'll have the opportunity to create and share a "stone of remembrance" that points to God's work in your life.

You may not feel ready now, and that's okay. Maybe the days ahead will remind you of something you've forgotten or reveal something new about God's presence in your life. My prayer for you is that as we journey together through these chapters, you'll see more clearly the ways God has been faithful to you—and that you'll step forward in faith, trusting Him for what's ahead.

I'm excited for you to discover all that God has for you in this lesson. I'm praying for you as you begin, that your heart will be open to His Word, and that by the time we reach the end, you'll have your own "stone of remembrance" to celebrate and share.

Let's step into the waters together and trust that He will lead us through.







Eyes on Him,

 *Jennifer*



Lesson Two Day Two

Memorize & Meditate

- ☐  **Pray...**for your Grace Group
- ☐  **Memorize** Joshua 1:8
- ☐  **Simply Read** (See Below)
- ☐  **Write the Word.** (begins Day 3)
- ☐  **Community** Check in with your group.
- ☐  **Worship** _____

Lesson Two /Day Two

Introduction: Day Two of each lesson will be a “fly-over” of the passages we’ll be dwelling in for this lesson. Look for details to pop out to you, new ideas, repeated phrases, and as always, how God is revealing Himself.

Remember as you dwell that God’s word was not written originally to you, but it is all for you especially as you prayerfully look for how God is preparing His people and making a way for Jesus to be our ultimate deliverer.

Remember the big picture: Joshua is part of God’s larger story of faithfulness and fulfillment.

Ask as you dwell: “What patterns of God’s faithfulness am I seeing?”

Thinking Back...

1. **Remember & Relate:** Review your notes and write 1-2 notes from the previous message or Grace Group time you want to remember. Why was this helpful or encouraging to you? How will this help you continue to grow in your faith and dwell in the Word?
!
2. **Ready to Worship:** As you read and dwell through today’s passage come back here and write any worship songs, hymns, or choruses that come to mind:
!

Dwelling in the Word...

3. **Read Joshua 1:1-9.** When (generally) does this take place? Key People? Locations?

Ideas/Truths about God: (promise kept, character revealed, expectation, etc.)

Question/Concern

4. **Read Joshua 1:10-18** Note the Key People and Locations.

Ideas/Truths about God: (promise kept, character revealed, expectation, etc.)

Note/Question/Concern

Lesson Two Day Two

5. Read Joshua 2:1-14

Key People and Locations.

Ideas/Truths about God: (promise kept, character revealed, expectation, etc.)

Personal Note/Question/Concern:

6. Read Joshua 2:15-24

Key People and Locations.

Ideas/Truths about God: (promise kept, character revealed, expectation, etc.)

Personal Note/Question/Concern

7. Read Joshua 3:1-17

Key People and Locations.

Ideas/Truths about God: (promise kept, character revealed, expectation, etc.)

Personal Note/Question/Concern

8. Read Joshua 4:1-14

Key People and Locations.

Ideas/Truths about God: (promise kept, character revealed, expectation, etc.)

Personal Note/Question/Concern

9. Read Joshua 4:15-5:1

Key People and Locations:




Ideas/Truths about God: (promise kept, character revealed, expectation, etc.)




Personal Note/Question/Concern

10. Create & Share – This is a good time to look ahead to Day Ten, “Create & Share.”

Lesson Two Day Three

Memorize & Meditate

- ☐  **Pray...**for your Grace Group
- ☐  **Memorize** Joshua 1:8
- ☐  **Simply Read** Joshua 1:1-9

- ☐  **Write the Word** Psalm 1:1
- ☐  **Community** Share in the group.
- ☐  **Worship** _____

Lesson Two /Day Three – Joshua 1:1-9

Big Idea: God equips and encourages His leader to move forward in faith.

Introduction: God commissions Joshua, reiterates His covenant promises, and commands obedience to His Word.

Look for ways God's faithfulness, holiness, and sovereign plan are revealed.

Reflect on how this passage can strengthen your understanding of God's character and how it equips you to share and defend your faith.

Dwelling in the Word...

1. **Remember & Relate:** Review Deuteronomy 1:38 and 34:1-12.
What lands does Moses look over? What promise does God review and get ready to fulfill? How had God blessed Joshua?

2. **Meet Joshua.** Note details about Joshua: **Exodus** 17:8-13, 24:13, 32:17, 33:11; **Numbers** 11:28, 13:8-16, 14:6-38, 27:18-23; **Deut.** 34:9; 1 Chronicles 7:20-29. What does Joshua's name mean?

3. **Map It...**the areas noted in Deut. 34:1-8 and Josh. 1:1-4. **Note:** bodies of water to the far west and northern and southern ends of the Jordan. We'll be adding more detail later in this lesson. Use an online map or map in your Bible for reference. *Want a larger space for your map? There's room on the last page in this lesson.*

4. **Covenant Faithfulness.** Compare the land boundaries described here with God's promise in Genesis 15:18-21. What does this tell you about God's covenant faithfulness then? What does this mean for you today?


MAP OF THE PROMISED LAND

Lesson Two Day Three


5. **Commands and Promises.** (Josh 1:2-9) Note every command and promise God gives to Joshua and the people of Israel.

6. **Be Strong and Courageous.** Read Deuteronomy 31:6-7, 23 along with Joshua 1:6-9. Why do you think this command is so central to Joshua's commission?

7. **Meditating on the Law.** What does it mean to "meditate" on the God's Word? How is meditating different than reading or hearing? What difference would meditating make in your own life as you seek to fulfill Colossians 3:16?

 8. **Torah Time.** (Joshua 1:8) Read also Psalm 1:2 and 119:15. What role does keeping the "Book of the Law" play in the life of God's people? What role should it play in your life? How are prosperity and success connected to the Law?

9. **Blessed Assurance.** In light of God's promises and presence, what fears might Joshua have faced? How does God's reassurance address those fears? What tools does God offer Joshua and the people?

 10. **Strong & Courageous:** Reflect on how God's faithfulness and presence in Joshua's commission challenge and encourage you to trust Him more fully. What step of obedience can you take this week to let God's Word dwell in you richly and shape your life?

LEARNING HEBREW

יְהוָה

(yah-WEH)
Joshua 1:1

Proper name of the God of Israel. "LORD" (all caps) in the Bible - YHWH.

יְהוֹשֻׁעַ

(yeh-ho-SHOO-ah)
Joshua 1:1

"Joshua" - means YHWH saves or YHWH is salvation. Also the Hebrew name for Jesus.

חָזַק

(khaw-zak')
Joshua 1:6, 7, 9

To be strong, strengthen, take hold of

אָמַץ

(aw-MAYTS)
Joshua 1:6, 7, 9

To be strong, courageous, firm alert

שָׁמַר

(shah-MAR)
Joshua 1:7

To hedge about, guard, to protect, observe, attend to







תּוֹרָה

(toh-RAH)
Joshua 1:8

Law, instruction, teaching, precept, statute

Lesson Two Day Four

Memorize & Meditate

- ☐  **Pray** for your family
- ☐  **Memorize** Joshua 1:8
- ☐  **Simply Read** Joshua 1:10-18
- ☐  **Write the Word** Psalm 1:2
- ☐  **Community** Connect with the group today
- ☐  **Worship** _____

Lesson Two /Day Four – Joshua 1:10-18

Big Idea: Joshua mobilizes the people with unity and determination

Introduction: After God commissions Joshua, Joshua commands the people. It's time to break camp and take the land of promise! As you study, consider how Joshua's leadership demonstrates obedience to God's Word and inspires others to follow Him faithfully.

Thinking Back...

1. **Faith & Fear.** What part can both faith and fear play in the lives of even the strongest believer? How does God anticipate this reality and speak to it in Joshua 1:1-9? Think about Joshua's own experience with people of faith and fear – Numbers chapter 13, for example.
2. **Foundation-Fulfilled.** Read Hebrews 13:5-8. What connections do you see with the opening of Joshua and specifically God's promise in Joshua 1:5? How is the account of Joshua foundational to believing and applying the truth written in Hebrews?

Dwelling Well...

3. **Preparing to Possess.** (1:10-11) How does Joshua's immediate obedience to God's instructions demonstrate his faith in God's promises? How might the lessons learned in the past 40 years have impacted his faith?
4. **The Command.** (1:10) What is Joshua's God-inspired command and of whom does he make this command?

LEARNING HEBREW

צָוָה

(tsaw-VAH)
Joshua 1:10

to command, charge,
appoint, ordain

חַיִּל

(Khah-yil)
Joshua 1:14

strength, valor, army,
wealth, able – “chayil” has
many meanings. The
“Proverbs 31 Woman” is
described as an “eschet
Chayil” – woman of valor

עָזַר

(ah-ZAR)
Joshua 1:14

To help, support, surround,
protect

נָחָה

(noo'akh)
Joshua 1:15

To rest, settle, repose, give
rest, leave, place

Lesson Two Day Four

5. **Will You?** (1:12-15) Which three tribes have a special land arrangement?

Read Numbers 32 for background. Add these tribes to your map, pg 45.

NOTE: These tribes are collectively called the “Transjordanian” tribes because they are across the Jordan river from the Promised Land.

What had YHWH promised to provide?

What was the commitment that these tribes had to fulfill?

What will be their blessing if they fulfill their vow?

6. **We Will!** (1:16) How do the Transjordanian leaders (Reubenites, Gadites, and half-tribe of Manasseh) respond?

7. **Irony or Ignorance?** (1:17a) What promise do these leaders make? Do you think they are sincere? Are they ignorant of the past or overly optimistic about the future? Having read all of Joshua in our first lesson what do you know about what will happen later in this account? What does this teach you about your own willingness and commitment to obey God “in all things” and God’s mercy and grace for you?



8. **Ready for Rest.** What does Joshua remind the leaders of TWICE in his commanding speech? Consider 1:13 and 1:15. Why do you think this is so important that he repeats it?







9. **United in Mission.** (1:17b-18) How do the Transjordan leaders show that even though they are on the other side from the other tribes they are on Joshua’s side and recognize him as their leader? What two encouragements do they give Joshua? What one warning do they give?

10. **Strong & Courageous.** Consider the bold encouragements and strong warning of the Transjordan leaders (Josh. 1:17-18.) Think about Joshua’s bold promise of what God would provide (Josh. 1:13, 15.) What does it look like in your life today to boldly follow God?



Lesson Two Day Five

Memorize & Meditate

- ☐  **Pray...**for increased faith
- ☐  **Memorize** Joshua 1:8
- ☐  **Simply Read** Joshua 2:1-14
- ☐  **Write the Word** Psalm 1:3
- ☐  **Community** Encourage a Grace Group member
- ☐  **Worship** _____

Lesson Two /Day Five – Joshua 2:1-14

Theme: Aligning with God

Introduction: Rahab's faith challenges us to step out courageously, to know and trust in God, and to align ourselves with Him, even when it means standing against the world. This lesson highlights the transformative power of faith, seen in Rahab's bold decision to align herself with the God of Israel.

Thinking Back...

1. **Been There, Done That.** Consider what spiritual as well as strategic lessons Joshua learned from his experience recorded in Numbers 13:1-14:38 and recapped by Moses in Deuteronomy 1:22-28.



Spiritual Lessons...

Strategic Lessons...

2. **Fame and Fear.** Read Exodus 15:1-18. How did this event impact the spread of YHWH's fame in the land? Read Exodus 23:27-28. What was God's promise?

Dwelling Richly...

3. **Risky Choice.** Why do you think Joshua sent only two spies into Jericho? Why send any at all considering God's promise of victory?

LEARNING HEBREW

חֶסֶד

(kheh'sed)

Joshua 2:12, 14

Lovingkindness, mercy,
steadfast love, loyalty,
faithfulness, goodness

Lesson Two Day Five

4. **Meet Rahab.** Based only on this passage, what **facts** can you gather about Rahab? Based on these few initial facts, what might you **infer** about her life, faith, history, hopes, etc.?



5. **Rahab's Role.** What was significant about Rahab's house being part of the city wall? How might this detail highlight God's goodness and providence for His people?

6. **Word's Out.** What insight does Rahab share about her people? ...about her understanding of YHWH? Note the **facts** she states and **truths** she infers about YHWH.









7. **Sworn Oaths.** What does Rahab ask of the spies? Why do you think she trusted them? What does this tell you about her beliefs?

8. **Strong and Courageous.** Rahab chose to align herself with YHWH, the God of Israel, instead of the king of her own land. How does she exemplify strength and courage?



Lesson Two Day Six

Memorize & Meditate

- ☐  **Pray...**for your church
- ☐  **Memorize** Joshua 1:8
- ☐  **Simply Read** Joshua 2:15-24
- ☐  **Write the Word** Psalm 1:4
- ☐  **Community** Share an idea or insight
- ☐  **Worship** _____

Lesson Two /Day Six – Joshua 2:15-24

Theme: Faith in Action

Introduction: Rahab's actions remind us that genuine faith is not passive but actively seeks God's protection, provision, and promises—sometimes at great personal cost. Through her story, we see how God's providence and grace extend even to unlikely people in unexpected ways.

Thinking Back....

1. **Faith that Acts.** Reflect on Rahab's bold faith from Joshua 2:1-14. Why was her faith stronger than her fear of the Canaanites or any consequence of her actions?
.....
2. **Rescue Stories.** Consider how God saved and set apart other people in the Torah like Noah building the ark (Genesis 6:9-22) or the Israelites placing blood on their doorposts during Passover (Exodus 12:1-28). How do these examples of faith in action reveal God's plan for deliverance?
.....

Dwelling in the Word...

3. **Scarlet Tikvah (Cord):** Whose idea was the scarlet *Tikvah* (cord)? What is the significance of Rahab tying it in her window (Joshua 2:18-21)? How does this act of obedience reflect her understanding of who the God of Israel is?
.....

LEARNING HEBREW

תִּקְוָה

(tik-vah)

Joshua 2:18, 21







Hope, expectation, cord
“Tikvah” appears when Rahab ties the scarlet cord in her window. It means “hope” or “expectation,” symbolizing the hope Rahab placed in the promise of the spies and ultimately in God's deliverance.

Lesson Two Day Six

-
4. **Escape and Strategy:** Why was it important for the spies to follow Rahab's instructions for their escape (Joshua 2:15-16)? What does this reveal about Rahab's resourcefulness and the spies' trust in her?
5. **A Promise Kept:** Rahab and the spies make a covenant of mutual trust (Joshua 2:17-20). What are the terms of their covenant? Why would the spies be willing to enter into such a covenant knowing that the Amorites of this area are destined for destruction by YHWH?
6. **Faith and Family:** Rahab seeks salvation not only for herself but for her entire family (Joshua 2:18). How does her faith encourage us to intercede for those we love? Consider and Connect to this New Testament passage: Acts 16:25-34
7. **The Fear of the Lord:** In Joshua 2:23-24, the spies report that the people of Jericho are terrified because of Israel. How does this fulfillment of God's promise in Exodus 23:27-28 strengthen Joshua and the Israelites? What does this teach you about knowing the history of God and His people?
8. **Strong and Courageous:** How can you trust and act on God's promises in your own life this week, even when the outcome isn't immediately clear? Where might God be calling you to step out in faith and courage like Rahab?

Lesson Two Day Seven

Memorize & Meditate

- ☐  Pray for patience.
- ☐  Memorize Joshua 1:8
- ☐  Simply Read Joshua 3:1-17
- ☐  Write the Word Psalm 1:5
- ☐  Community Respond to a prompt.
- ☐  Worship _____

Lesson Two /Day Seven – Joshua 3:1-17

Theme: Stepping out in Faith and Obedience

Introduction: Is God's timing perfect? I think we'd answer, "Of course." But when we're in the midst of a challenging or overwhelming season it might not feel that way. Why now, God? Why not then, Lord? In this account we see that God chooses the best time not for us to *feel* ready but for us to *know* and trust Him and His timing.

Thinking Back...

1. **Faith that Leads.** How did Rahab's faith in Joshua 2 demonstrate trust in God's plan? How does her example prepare us for the Israelites' trust in Joshua 3?

2. **God's Presence in the Journey:** Reflect on Exodus 13:21-22, where God led Israel with a pillar of cloud and fire. How does God's presence then compare to His presence in the ark leading Israel in Joshua 3?

Dwelling in the Word...

3. **A New Leader:** In Joshua 3:7, God promises to exalt Joshua in the eyes of all Israel. Why was this significant for the people and for Joshua's leadership? What does this teach you about God?
4. **The Role of the Ark:** The ark of the covenant is mentioned multiple times in this passage.. Why was the ark so central to the crossing of the Jordan? What did it symbolize for the people of Israel? Read Exodus 25:10-22, Numbers 10:33-36, Deuteronomy 10:1-5 for the ark's significance. How does the presence of the ark in Joshua 3 highlight God's faithfulness and leadership?

LEARNING HEBREW

תִּכְה

(tey-vah)

Joshua 3:3

Ark, vessel, chest




The ark of the covenant represents God's presence and leadership, much like Noah's ark was a vessel of salvation in Genesis 6:14

Lesson Two Day Seven

-
5. **Stepping Into the Water:** The priests were commanded to step into the Jordan before the waters would part (Joshua 3:13-16). Why do you think God required this act of faith? How does this challenge us to trust God even when we can't see the full picture?
6. **A Miraculous Crossing:** What parallels can you draw between the crossing of the Jordan in Joshua 3 and the crossing of the Red Sea in Exodus 14? How does this miracle reaffirm God's power and faithfulness to a new generation of Israelites?
7. **Sanctify Yourselves:** In Joshua 3:5, Joshua tells the people to consecrate themselves because the Lord will do wonders among them. What does it mean to consecrate oneself? How can we prepare our hearts to witness God's work in our lives today?
8. **God's Timing and Provision:** The Jordan was at flood stage when the people crossed (Joshua 3:15). Why might God have chosen such a challenging time for this miracle? What does this teach us about His power and purpose?
9. **Foundational-Fulfilled.** The Israelites' crossing of the Jordan into the promised land marked the beginning of a new chapter in their journey with God. Read Matthew 3:13-17 and Romans 6:3-4. How does this crossing foreshadow the work of Jesus and the new life we receive through Him? How does this account encourage you to step into the fullness of God's promises for your life as a believer?
10. **Strong and Courageous.** Just as the priests stepped into the Jordan, we are often called to take steps of faith before seeing God's provision. What "first step" might God be asking you to take in your life? How can you trust Him to lead and provide as you move forward in faith?

Lesson Two Day Eight

Memorize & Meditate

- ☐  **Pray** for humility.
- ☐  **Memorize** Joshua 1:8
- ☐  **Simply Read** Joshua 4:1-14
- ☐  **Write the Word** Psalm 1:6
- ☐  **Community** Share answer to Q4
- ☐  **Worship** _____

Lesson Two/Day Eight – Joshua 4:1-14

Theme: Remembering the Faithfulness of God

Introduction: As the Israelites cross the Jordan, God instructs them to set up memorial stones to remind future generations of His power and faithfulness. This act of remembrance points us to the importance of recalling God's mighty works in our lives and passing that faith on to others.

Thinking Back...

1. **Faithful Reminders:** In Joshua 3, God miraculously stopped the waters of the Jordan so His people could cross. How does this event connect to God's parting of the Red Sea in Exodus 14? What does this teach us about God's consistency in fulfilling His promises?

2. **The Power of Remembrance:** Reflect on Deuteronomy 6:4-9, where God instructs His people to teach His commands to their children. How does this connect to God's command in Joshua 4:6-7 to set up memorial stones? Why is remembering so important in faith?

Dwelling in the Word...

3. **Twelve Stones, Twelve Tribes:** Why did God command one man from each tribe to carry a stone from the Jordan (Joshua 4:2-5)? How did this act emphasize unity and shared participation among God's people?
4. **Memorial (Zechar) Stones:** In Joshua 4:6-7, God says the stones are to be a sign for future generations. What might these stones have communicated to the children of Israel years later? What are some ways we can create "memorials" to help us remember and share God's faithfulness today?

LEARNING HEBREW



זִכָּר

(zeh-kher)

Joshua 4:7







Remembrance, memorial
The stones taken from the Jordan are a **zechar**, a physical reminder of God's mighty acts, encouraging future generations to remember His faithfulness.

Lesson Two Day Eight

-
5. **The Role of the Priests:** The priests carrying the ark stood in the middle of the Jordan until everyone crossed (Joshua 4:10). What does this say about the role of spiritual leaders in supporting God's people as they step forward in faith?
6. **God's Glory in Leadership:** In Joshua 4:14, God exalts Joshua in the eyes of all Israel, just as He did for Moses. How might this affirmation have encouraged both Joshua and the people?
7.  **Stones That Speak:** Imagine you are one of the Israelites placing a stone on the pile. Reflect on how this moment echoes God's command to Moses in Exodus 12:24-27. How does the memorial of the Passover and the memorial stones in Joshua 4 both serve to teach future generations about God's faithfulness? What might your stone symbolize about your experience with God's faithfulness? Sketch or describe what a memorial stone would remind you and future generations about in your own life.
8. **The Waters Held Back:** Joshua 4:11-13 notes that the river's waters remained held back until everyone crossed safely. How does this reflect God's patience and care for every individual in His plan?
9.  **Jesus, Our Living Memorial:** The memorial stones in Joshua 4:6-7 were a sign to remind future generations of God's faithfulness. Read Luke 22:19-20 and 1 Corinthians 11:23-26. How do the stones in Joshua point forward to Jesus as the ultimate reminder of God's faithfulness and salvation? How can reflecting on Jesus' life, death, and resurrection shape your daily walk of faith?
10.  **Strong and Courageous.** God calls His people to remember His works and share them with others. What is one way you can intentionally "set up a memorial" in your life to remember God's faithfulness? How might sharing your testimony encourage others to trust Him more deeply?

Lesson Two Day Nine

Memorize & Meditate

- | | |
|--|--|
| <input type="checkbox"/>  Pray for children in your church | <input type="checkbox"/>  Write the Word |
| <input type="checkbox"/>  Memorize Joshua 1:8 | <input type="checkbox"/>  Community Share answer to Q1 |
| <input type="checkbox"/>  Simply Read Joshua 4:15-5:1 | <input type="checkbox"/>  Worship _____ |

Lesson Two /Day Nine – Joshua 4:15-5:1

Theme: The God Who Completes what He Begins

Introduction: As we study Joshua 4:15-5:1, we'll see how God's power, faithfulness, and provision are celebrated in the memorial of the stones and in the fear that spreads among Israel's enemies. This passage challenges us to reflect on how God finishes His work in our lives and points us to the ultimate completion found in Jesus.

Thinking Back...

1. **God's Steadfast Presence:** Reflect on Joshua 3:7-13 and how the ark of the covenant symbolized God's presence leading the people into the Jordan. How does God's presence in the crossing assure His people of His continued guidance?

Dwelling in the Word...

2. **God's Command to Joshua:** In Joshua 4:15-18, God commands Joshua to bring the priests and the ark out of the Jordan. Why was it significant that God gave specific instructions for both entering and exiting the Jordan? How does this demonstrate God's order and care?
3. **The Miracle's Conclusion:** As soon as the priests' feet touch dry ground, the waters of the Jordan return to their full flow (Joshua 4:18). What does this say about God's timing and control over creation? How might this have strengthened the Israelites' faith?

Lesson Two Day Nine

4. **Significant Timing:** Joshua 4:19 notes the exact day when the people came up from the Jordan. What day was it? _____ Why is this significant? Read Exodus 12:1-3 to learn what God commanded Israel to do on this same date during their time in Egypt.



5. **The Stones as a Witness:** Joshua 4:20-24 emphasizes that the memorial stones were to serve as a sign for future generations and a testimony to all the earth of God's power. Underline the word "when" in verse 21. "When" indicates an expectation that others WILL ask about the stones. Read Matthew 5:14-16 and 1 Peter 3:15. How can Jesus' teachings remind you to live? What does Peter's point say to you about the stone you set up in your life? What might go wrong with the expectation of being asked? Why might your children or others in your life not ask? How can you live in a way that prompts curiosity about your faith and prepares you to share God's story of faithfulness?



6. **A Step of Faith:** Imagine being one of the priests carrying the ark as the waters of the Jordan surged back into place behind you. What emotions might you feel as you step onto dry land? Write or draw a reflection about how this moment reflects God's faithfulness to you in your own life.


7. **Hearts Melt with Fear:** Joshua 5:1 describes how the Canaanite kings responded with fear when they heard about the Jordan crossing. What does this reveal about the power of God's reputation? How does this fear fulfill God's promise and pave the way for Israel's next steps?


8. **Strong and Courageous.** Read Philippians 1:6 and Hebrews 12:2. How does the completion of the Jordan crossing point to God's faithfulness to finish what He starts in our lives? How does this remind you of Jesus, who both began and completed the work of our salvation? How can you trust Him today to bring His work in your life to completion?



Lesson Two Day Ten

Memorize & Meditate

☐  Pray...for your Grace Group

☐  Memorize Joshua 1:8

Lesson Two/Day Ten - Create and "Zechar"

Take a moment to reflect on the journey we've walked together through Joshua 1:1–5:1. We've seen God's power part rivers, His faithfulness in fulfilling promises, and His call to trust Him as He leads His people. Like the Israelites, we are reminded that God is always with us, calling us to step forward in faith and remember His work in our lives.

God asked the Israelites to set up memorial (Zechar) stones so future generations would know and proclaim His mighty deeds. Today, we're invited to do something similar: to reflect on what God has done in our lives, celebrate His faithfulness, and boldly share His story with others.

Maybe you're thinking, "I don't have much to share," or, "What I've learned isn't as significant as someone else's story." Let me encourage you: every step of faith is significant, and every story matters because it's part of God's story. You don't need to have the perfect words or a dramatic testimony—God simply asks for a willing heart.

This isn't about comparison; it's about celebration. God has been at work in each of us, and sharing what He's done builds up the faith of those around us. Take time to consider what God has accomplished in your life. Trusting that He can use your story to encourage others.


Those who crossed the Jordan went back to the very spot where the God showed up in power. They picked up a stone large enough that it had to be carried on their shoulder – big enough to be seen, not stuffed into a pocket or pouch.

God could have instructed them to look back on that spot on the Jordan and write about it, but instead He instructed them to go to that spot and pick up a stone so big that it couldn't be missed.

- 1) Think of a time when God showed His faithfulness to you. What would be a large reminder of that moment? Maybe it's a keepsake, a photo, or a journal entry from that time. If nothing tangible comes to mind, think about a symbol—like a stone or another object—that could represent what God has done for you.
- 2) Write a prayer of thanks to God for His faithfulness in that moment. If you can, bring a photo of your "memorial stone" or the actual item to our next Grace Group meeting, ready to share how God has been at work in your life.
- 3) Consider how this moment might encourage someone else, whether in our group or beyond. Joshua 4:24 says the stones were a sign for "all the peoples of the earth." Your story is part of God's story if you are obeying Him. Sharing it boldly can glorify Him and inspire others to trust Him more deeply.



MAP OF THE PROMISED LAND



Joshua

Strong

&

Courageous

Lesson Three

Joshua 5:2-6:27

Faithful Steps & Falling Walls:
Trusting God for Victory

Do not be frightened,
and do not be
dismayed, for the
LORD your God is
with you wherever
you go.

Joshua 1:9

LET THE WORD OF CHRIST DWELL IN YOU RICHLY

COLOSSIANS 3:16



"Let the Word of Christ
dwell in you richly."

Colossians 3:16

Lesson Three Day One

Grace Group

Open with prayer then recite memory verse from the previous lesson.

Got Questions? If you have a question left unanswered or needing more clarification, this is a great time to make a note of it and share in the Q&R time following teaching.

Thinking Back...

DAY PAGES

- | | | |
|------|-------|--|
| 1... | 39-40 | Share something you learned, loved, or were encouraged by from the previous message and/or Grace Group time. |
| 2... | 43-44 | Share any of your notes, questions, or comments |

Share Your Responses...

- | | | |
|-------|-------|-----------------|
| 3... | 45-46 | #'s 4, 8, 10 |
| 4... | 47-48 | #'s 2, 3, 7, 10 |
| 5... | 49-50 | #'s 1, 4, 6, 8 |
| 6... | 51-52 | #'s 3, 7, 8 |
| 7... | 53-54 | #'s 1, 5, 9, 10 |
| 8... | 55-56 | #'s 1, 9, 10 |
| 9... | 57-58 | #'s 4, 5, 8 |
| 10... | 59-60 | Create & Share |

Up Next: Teaching

We believe God hears, sees, knows, and is ready to answer us and guide us when we pray.

Pray as you transition from Group to Teaching time for our fellowship to be God-honoring and focused on His word.



You are loved and prayed for!

Lesson Three Day One

Teaching Time



Watch/Listen to this message on the “Dwelling Richly” **podcast**.
Notes/Handout for this message ChurchCenter group or
LaMiradaChurch.com/DwellingRichly

Lesson Three Day One

Day by Day

Lesson overview

Use the checklist to help you plan your time with God - "TWiG Time"



My Dates

Day

February 5

1 Grace Groups & Teaching,
Review Lesson 2, Joshua 1:1-5:1

READ

WRITE



2

Joshua 5:1-6:27

Psalm 37:1-4



3

Joshua 5:2-12

Psalm 37:5-9



4

Joshua 5:13-15

Psalm 37:10-15



5

Joshua 6:1-7

Psalm 37:16-22



6

Joshua 6:8-14

Psalm 37:23-26



7

Joshua 6:15-21

Psalm 37:27-33



8

Joshua 6:22-25

Psalm 37:34-38



9

Joshua 6:26-27

Psalm 37:39-40



10

Create & Share

February 19

14 Grace Groups & Teaching
Review Lesson 3, Joshua 5:2-6:37

...Memorize & Meditate...

(Memorize from any translation.)

Select any verse or verses from Psalm 37 to memorize.

...Write the Word...

We are writing Psalm 37.

You'll love how this Psalm connects to our passage in Joshua!

At the beginning of the lesson, look for...

Big Idea:

Going into the lesson it may be helpful to think about what the main point will be. Read the "Big Idea" and consider how this is the thrust of our focus for the day.

Ask as You Dwell:

A question for you to ponder and come back to as you study.

Devotional:

Scripture suggestions for you to read and meditate on in your devotional time. These are companion scriptures. If you are limited on time, consider simply reading these devotionally for this day.

Lesson Three Day One

My Heart to Yours...

We've walked with Joshua and Israel **out of the wilderness, across the Jordan, and straight into the unknown**—and now, we're about to see what happens when **faithful obedience meets the power of God**. But before we charge ahead, let's take a breath (and maybe a snack break), because **Lesson Three isn't just about walls falling—it's about hearts changing**.

Last lesson, we saw God **call, commission, and strengthen Joshua**, reminding him (and us!) that **victory doesn't come from human strength, but from unwavering trust in God**. We watched as the Israelites **crossed the Jordan on dry ground**, stacking up stones of remembrance and leaving the Canaanites **terrified before the battle even began**. And in the middle of it all?

A Canaanite woman named Rahab, who had more faith than half of Israel put together.

Before Jericho's walls come crashing down, **Rahab steps forward in bold trust**, throwing her lot in with Israel's God rather than her own city. And what does she find?

A God who saves, a promise that stands, and a future she never imagined. (Spoiler: This woman ends up in the lineage of Jesus. Not bad for someone who started out on the "wrong side" of the wall.)

This lesson is about **faithful preparation**—God calling His people to **trust and obey before they see the victory**. Before they fight, they circumcise their men (*not exactly a military advantage*). Before they charge the walls, they celebrate Passover (*because nothing says "battle-ready" like a full stomach*). And before they lift a single weapon, **they march in silence for six days**, trusting that when God says, "Shout!" on the seventh, **He will do the impossible**.

But let's be honest—**trusting before seeing is hard**. It was hard for Israel. It was hard for Rahab. And it's hard for us. Waiting for God to move, stepping forward in faith when nothing seems to be happening, walking in circles when we'd rather rush ahead—**this is the challenge of faith**. But as we'll see in this lesson:

God's timing is perfect, His commands are intentional, and His victory is sure.

So, grab your Bible, grab your study buddy, and get ready—because whether you feel like an Israelite marching in obedience or a Rahab waiting for rescue, **God is in the business of breaking down walls and bringing people into His promise**.

Let's go forward in **faithful steps**—and watch **falling walls** make way for **God's victory**.




With expectation and joy,




Eyes on Him,

 **Jennifer**

Lesson Three Day Two

Memorize & Meditate

- ☐  **Pray...**for your Grace Group
- ☐  **Memorize** _____
- ☐  **Simply Read** (See Below)

- ☐  **Write the Word.** Psalm 37:1-4
- ☐  **Community** Check in with your group.
- ☐  **Worship** _____

Lesson Three/Day Two – Joshua 5:2-6:27

Introduction: Day Two is our “fly-over” day covering the passages we’ll be dwelling through in this lesson. Look for details to pop out to you, new ideas, repeated phrases, and as always, how God is revealing Himself. Remember as you dwell that God’s word was not written originally to you, but it is all for you especially as you prayerfully look for how God is preparing His people and making a way for Jesus to be our ultimate deliverer.

? Ask as you dwell: What patterns of God’s faithfulness am I seeing? What other events or Scriptures does this remind me of? Is there a worship song or hymn that connects with me here?

Thinking Back...

1. **Remember & Relate:** Re-Read Joshua 1:1-5:1. Review your notes from the message or Grace Groups. What is one new insight that you are thankful for as you review Joshua 1:1-5:1?

2. **Ready to Worship:** As you read and dwell through each day’s passage, use the line above (#6 Worship) to write the name of a worship song, hymn, or chorus that come to mind. Remember, our goal is to “let the Word of Christ *dwell* in us *richly...*” Thinking about worship as you read is one way to do that!

Dwelling in the Word...

Read the following passages “inductively” – noting essentials (who, what, when, where, why) and noting God and truths about Him, repeated phrases, connections to the Torah and/or foreshadows to the New Covenant. Also note any question or difficulty that occurs to you.

3. **Day Three Reading:** Joshua 5:2-12

4. **Day Four Reading:** Joshua 5:13-15

Lesson Three Day Two

5. **Day Five Reading:** Joshua 6:1-7

6. **Day Six Reading:** Joshua 6:8-14

7. **Day Seven Reading:** Joshua 6:15-21




8. **Day Eight Reading:** Joshua 6:22-25




9. **Day Nine Reading:** Joshua 6:26-27

10. **Create & Share** – This is a good time to look ahead to Day Ten, “Create & Share.”
! Prepare ahead of time and even do a little each day as time permits.


Lesson Three Day Three


Memorize & Meditate

- ☐  **Pray...** for your Grace Group
☐  **Memorize** _____
☐  **Simply Read** Joshua 5:2-9


☐  **Write the Word:** Psalm 37:5-9
☐  **Community** Share your memory verse
☐  **Worship** _____

Lesson Three/Day Three – Joshua 5:2-9

 **Big Idea:** God calls His people to renewal before leading them forward. Before entering the land, Israel first had to prepare their hearts. God commanded Joshua to circumcise the men, renewing their covenant with Him. The previous generation had failed in obedience, but this new generation needed to commit fully before stepping into God's promise.

 **Devotional:** Ps. 51:10-12; Rom. 2:28-29; 1 Cor. 10:11-13; Col. 2:11-12

Dwelling in the Word...

 **1. Remember & Relate:** From the perspective of a Canaanite king or one of the people of Israel, describe what you have heard or witnessed and how you feel about the events recorded in Joshua chapters 3-4 – Read 5:1 for inspiration!

2. Sign of the Covenant. Review the following and write some notes about circumcision:

Genesis 17:9-14 and Exodus 12:48 / To whom was circumcision first announced? Why was it important? Who was it for?

Leviticus 26:41 and Deuteronomy 10:16 / What else do you notice about circumcision from these passages? Why is this important?

3. A Cut Above. (5:2-3) What does the LORD command? How does Joshua respond? Why is this significant? (Consider Joshua 1:8-9.)

COMMAND:

LEARNING HEBREW

מול

(mool)

Joshua 5:2

To circumcise, cut off

חֶרֶף

(kher-PAH)

Joshua 5:9

Reproach, disgrace, shame.

גָּלַל

(gah-LAHL)

Joshua 5:9

To roll, roll away, removing obstacles

גִּלְגָּל

(gil-GAWL)


Joshua 5:9

Location of the first campsite of Israel after crossing the Jordan, the first circumcision and Passover of the new nation occurs here

Lesson Three Day Three

RESPONSE:

SIGNIFICANCE:

-  4. **Nick at Night.** (5:4-7) Imagine you are explaining to your curious young niece or nephew who is asking, “Why is Joshua having them circumcised and why *now*?”


5. **No Shortcuts with God.** (5:4-7 and 1 Corinthians 10:1-13) The apostle Paul refers to these events giving warnings and hope of how to live in light of what happened. What is the biggest warning to you today? Why? What from these passages brings you great hope?

BIGGEST WARNING:

BIGGEST HOPE:







6. **Rolling Away Reproach.** (5:9) What does God say He accomplished for Israel? How does this moment mark a new identity for Israel? (Add Gilgal to your map from Lesson Two. What other events happen in this area?)

7. **Circumcised and Consecrated.** How was this act of circumcision an act of faith and obedience? How might getting circumcised have been seen as too risky or unwise from a strategic standpoint?


-  8. **Strong & Courageous:** Before Israel could step into God’s promises they had to obey – even if that meant becoming physically vulnerable. Did this take strength and courage? How so or not? What does this kind of vulnerability and absolute trust look like in your life? What spiritual practices (prayer, study, repentance, fasting) can help you stay obedient and consecrated in your life to God today? Consider Romans 2:29.


Lesson Three Day Four

Memorize & Meditate

- ☐  **Pray** for your family
- ☐  **Memorize** _____
- ☐  **Simply Read** Joshua 5:10-15
- ☐  **Write the Word** Psalm 37:10-15
- ☐  **Community** Connect with the group today
- ☐  **Worship** _____

Lesson Three/Day Four – Joshua 5:10-15

 **Big Idea:** Promised land, Passover, and prepared for battle-align with God. Victory is not about their strength, but about allegiance to God - the true Commander, and our role is to align with His will, not the other way around.

 **Devotional:** Ex. 12:24-28, 16:31-35; Ps.24:7-10; John 6:31-36, 12:12-16; Heb. 12:28-29

Thinking Back-Looking Ahead...

- Remember & Relate.** When God delivered His people from slavery in Egypt what was the first thing He gave them? _____
 What was the first observation on God's calendar? _____
 How did observing Passover shape Israel's Identity and relationship with God?
 Consider: Ex. 12:24-28 and Joshua 4:19-24.

- Foundation-Fulfilled.** On what day did Israel come up out of the Jordan? (Josh. 4:19) Consider the significance of this day on God's calendar as it connects to the life of Jesus. Read Matthew 3:13-17 and then John 12:12-16

Dwelling Well...

- but first, Passover.** (5:10) Note facts of this moment:

WHO?

WHEN?

WHERE?

WHAT?

Now, consider the sights, sounds, and even aromas of a Passover observance. How might this feast have reminded Israel of God's faithfulness in both Egypt and now at the threshold of the Promised Land? How might all of this impacted the residents of Jericho?

LEARNING HEBREW

פֶּסַח

(PEH-sakh)

Exodus 12:11; Joshua 5:10

To pass over, to spare, Passover: the first of the feasts on God's calendar

מַצָּה

(mats-tsah)

Exodus 12:8; Joshua 5:11

Sweetness, unleavened bread especially used during Passover and the Feast of Unleavened Bread

מָן

(man)


Exodus 16:15; Joshua 5:12

Literally: "what is it?" The "bread" that the LORD gave the Israelites to eat See: Num. 11:7-9; Deut 8:3; John 6:31-58 for description, spiritual lesson, and connection to Jesus

Lesson Three Day Four

4. **Provision and Promise** (5:12) How does this verse mark a fulfillment of God's promise and a reminder forever of God's faithfulness? **Draw or describe** your response. Consider Exodus 16:31-35 and Deuteronomy 8:3.

5. **Foundation Fulfilled.** Read John 6:31-36. How does Jesus connect His life to this moment? How does the shift from manna to the provision from the land point forward to Jesus?

 6. **The Commander's Commander.** (5:13) At some point after observing Passover Joshua, who had been in at least 5 battles en route to Jericho over the course of the 40 years since Egypt, is now preparing for battle again. What was true of these battles will not be true of the battle ahead – but Joshua does not know this, not yet. Do you find Joshua's response surprising? How is this interaction a teaching moment for you as you think of your priorities and expectations of God?

7. **Divine Perspective** (5:13-15)

Joshua's 1st question: _____

The "man's" 3 distinct responses to Joshua's 1st question:

1)_____ 2)_____

3)_____

Joshua's response: _____


Joshua's 2nd question: _____

The "man's" answer: _____

Joshua's response: _____


Why do you think the commander of the army of the LORD responds to Joshua's first question in this way?


How does this encounter set Joshua up for success as he leads the people to conquer Jericho?


 8. **Strong & Courageous** What does it look like to align yourself fully with God's will rather than expecting Him to align with yours? What are some practical ways you can keep in check any tendency you might have of assuming that God's way of doing things is yours?


Lesson Three Day Five


Memorize & Meditate


- ☐  **Pray...**for increased faith

☐  **Memorize** _____


☐  **Simply Read** Joshua 6:1-7

☐  **Write the Word:** Psalm 37:16-22


☐  **Community** Encourage a Grace Group member

☐  **Worship** _____

Lesson Three/Day Five – Joshua 6:1-7

 **Big Idea: Victorious living, God's Way** - God's ways are not ours - all-the-more reason to fully submit, trust His plan, and show faithful obedience.

 **Ask as You Dwell:** Am I living in this kind of submission, trust, and obedience?

 **Devotional:** Proverbs 3:5-6; Isaiah 55:8-9; Revelation 11:15-19

Thinking Back...

1. **Remember & Relate.** What is the Ark of the Covenant?



What has been its role in the life of God's people?

Exodus 25:8-22

Numbers 10:33-36

Deuteronomy 10:8

Joshua 3:3-17, 4:5-18

The Ark is called by a few names other than simply, "the ark.". Note them here:
Exodus. 25:22 - "the Ark of the _____"

Num 10:33 - "the Ark of the _____"

Joshua 3:6 - "the Ark of the _____"

The Ark is mentioned twice in the New Testament. Note the context for each of these passages:

Hebrews 9:4

Revelation 11:15-19

LEARNING HEBREW

אָרוֹן

(ah-ROHN)

Ex. 25:10; Joshua 3:3

Ark, chest, coffin, box

Lesson Three Day Five

Dwelling Richly...

2. **Do You See What I See?** (6:1) From Joshua and all of Israel's point of view, what can be plainly seen? How does this moment connect to Rahab's words? (Joshua 2:9-11)
3. **Do You See What He Sees?** (6:2) With these plainly visible facts in mind, what is striking to you about what the LORD says to Joshua? Note how YHWH speaks about the victory. Read Romans 8:37. How does this passage reflect the truth about the victory we have as followers of Jesus?
4. **God's Battle Plans.** (6:3-5) Draw or Describe the battle plans. Where is the Ark in all this? What does God promise will happen? Notice the commands for the: Men of War, Priests, and All the People
5. **Leadership in Action.** (6:6-7) How does Joshua respond to God's commands? How might his confidence in God's promise have influenced the people and their willingness to follow?
6. **Strong and Courageous.** Read Isaiah 55:8-9. How does this truth about God connect to our passage today? How can you walk in faithful obedience even when God's instructions seem unconventional?

Lesson Three Day Six

Memorize & Meditate

☐  **Pray...**for your church

☐  **Memorize** _____

☐  **Simply Read** Joshua 6:8-14

☐  **Write the Word:** Psalm 37:23-26

☐  **Community** Share an idea or insight

☐  **Worship** _____

Lesson Three/Day Six – Joshua 6:8-14


LEARNING HEBREW


שש

(shaysh)

Joshua 6:14



Six, sixth – notes quantity, sequence, and often appears in contexts related to time: days, measurement

 **Big Idea:** Victory is often a process of trust and endurance, not instant success.



 **Ask as You Dwell:** How do I respond when I don't see immediate results from obedience? What does it look like to trust God's timing in the process?

 **Devotional:** Psalm 37:7-9; Habakkuk 2:3; Hebrews 10:36; Galatians 6:9

Thinking Back....

1. **Prepared for Battle.** Long before Jericho, God gave specific instructions about trumpets, marching, and gathering. Read Numbers 10:1-10 What was the purpose of these commands. How does God use sound as a signal of movement, battle, and worship? 
2. **God's Ways.** When Israel left Egypt, God led them in a specific way rather than the shortest route. Read Exodus 13:17-22 and note how God's presence led His people. How did their journey require trust and patience? 

Dwelling in the Word...

3. **Leading the Way.** (6:8-9) Draw and label a simple sketch of the scene described in Joshua 6:8-9. What is significant about the location of the Ark in God's battle plan? 
4. **Journaling through Joshua.** (6:10) Imagine you are among the people ready to take Jericho. Write your thoughts having heard Joshua's three strict commands. How hard or easy would this have been for you? Do you think you could have fully obeyed this command? Share your thoughts as a journal entry: 

Lesson Three Day Six

5. **Circling the City.** (6:11) Closing in on God's big plan, the march begins. Recall God's promise to Israel back in Exodus 23:30. How is that moment coming to pass in this account? How does 2 Cor. 5:7 challenge you to trust God in areas of your own life where you don't yet see the outcome?

6. **Leading by Example.** (6:12) How is Joshua leading by example and demonstrating focused obedience?

7. **Ditto.** (6:12-14) Joshua 6:12-14 is an "ditto" moment. Had this term existed when the book of Joshua was recorded, maybe the author would have simply written, "ditto." While it has its place, writing ditto, or even as here, abbreviating the events, might cause us to lose the power of the rhythm and spiritual discipline of following God's commands routinely. So, let's compare the details Joshua 6:8-11 with 6:12-14 and write out what happened on each day – even if it feels boring or needlessly repetitive.

DAY ONE:

DAY TWO

DAY THREE

DAY FOUR

DAY FIVE

DAY SIX

8. **"So they did for six days."** (6:14) **Q:** Could YHWH have conquered Jericho in one day? **A:** _____
Then Why six? Why not five or three or one or none? Consider the Hebrew meaning of "six" and share **your personal** thoughts and observations. *NOTE: We covered numbers and their symbolic significance in the previous message.*

9. **Strong and Courageous:** Select one or more of the devotional suggestions for today's lesson. What faith building application can you take from that passage in light of today's lesson?


Lesson Three Day Seven

Memorize & Meditate

☐  **Pray** for patience.

☐  **Memorize** _____


☐  **Simply Read** Joshua 6:15-21

☐  **Write the Word:** Psalm 37:27


☐  **Community** Respond to a prompt.

☐  **Worship** _____

Lesson Three/Day Seven – Joshua 6:15-21

 **Big Idea:** The long-awaited moment arrives, and the walls of Jericho fall—not by force, but by faith.

 **Ask as You Dwell:** How does this passage challenge my understanding of success and victory?

 **Devotional:** Psalm 44:3; Hebrews 11:30; 1 Corinthians 1:27-29; Ephesians 2:1-22

Thinking Back...

 1. **The Power of the Shout.** Read Leviticus 23:23-25 and Psalm 47:1-2. What role does shouting play in biblical victory and worship?

2. **Devoted to Destruction.** Before entering Canaan, God instructed Israel about how to handle certain cities and their possessions. Read Deuteronomy 7:1-6, 20:16-18. Why was this command important for Israel's faithfulness?

3. **Iniquities Complete!** Read Genesis 15:16. What promise and warning does God give Abraham? How is this about to be fulfilled? What does this tell you about God's justice and perfect timing?

Dwelling in the Word...

4. **Dawning of a New Day.** (6:15) You are preparing for this 7th day of marching. You're up early and have a few moments to write your thoughts. Reflect back on the previous 6 days and even back to the day you first heard Joshua relay what the commander of the LORD's army had said (6:2-5.) Today is that day. You have obeyed every command of Joshua's – marching daily in complete silence. What has this been like for you?

LEARNING HEBREW

שְׁבִיעִי

(sheb-ee-ee')

Joshua 6:15

Seventh, from "sheva" meaning seven, associated with divine perfection and completion, rest.

שָׁחַם

(shah-KAHM)

Joshua 6:15

To rise early in the morning – associated with diligence and commitment.

תָּרַם

(KHEH-rem)

Joshua 6:17

From "to ban" or "to devote", untouchable, wholly belonging to God.

Lesson Three Day Seven

What have you learned? How are you feeling about the day ahead in light of everything leading up to this moment?

5. **Shout, Shout, Let it all Out!** (6:16-17) What does Joshua command? How does this remind you of God's promise? Read Hebrews 11:1. How does this verse apply to Israel's moment of shouting?

6. **Redemption & Destruction.** (6:17-18) Joshua gives two strong and clear exceptions to the total destruction of Jericho – a positive command to spare Rahab and a negative command to *not* take the *herem*. Both commands are based on promises. What are they and why are they important? Why restate them now?







7. **A Miraculous Conquest.** (6:20-21) Compare what happens with what was promised in Joshua 6:5. How do the people demonstrate their faithful obedience to God?

8. **Hard but Holy.** (6:21) Is it difficult for you to read about the total destruction of Jericho? How so or not? Consider the truths of Romans 1:18-2:16, 6:23 and keep in mind God's word to Abraham (Gen. 15:16).


9. **Strong & Courageous.** Our focus in the Dwelling Richly study is to first approach the Bible with a heart and mind to know God, and then to align ourselves to love him with our heart, soul, mind, and strength. How will doing this help you to deal with difficult accounts (like the total destruction of Jericho) or help others do the same?

Lesson Three Day Eight

Memorize & Meditate

- ☐ 1.  **Pray** for an obedient heart.
- ☐ 2.  **Memorize** _____
- ☐ 3.  **Simply Read** Joshua 6:22-25
- ☐ 4.  **Write the Word:** Psalm 37:34-38
- ☐ 5.  **Community:** Share one insight
- ☐ 6.  **Worship** _____

Lesson Three/Day Eight – Joshua 6:22-25

 **Big Idea:** Rahab's story reminds us that no one is beyond God's grace, and those who trust Him are saved—even in the midst of destruction.

 **Ask as You Dwell:** What does Rahab's salvation teach us about God's mercy? How does her story challenge assumptions about who belongs in God's family?

 **Devotional:** Exodus 34:6-7; Matthew 1:5-6; Hebrews 11:31; James 2:25

Thinking Back...

1. **Always God's Plan:** Read Exodus 12:48-49. What did God make plans for many years before the Jericho account? What does this tell you about the heart of God?

2. **First Things First:** (Exodus 23:19; Leviticus 23:9-14; Deuteronomy 26:1-4) – God commanded Israel to bring the **firstfruits** of their harvest to Him as an act of worship and trust. Read these passages and note what was required of Israel. What was the purpose of giving God the first and best of what they received?

Dwelling in the Word...

3. **Two Men and a Promise:** (6:22-23) What instructions does Joshua give regarding Rahab and her household? How does this fulfill the agreement made in Joshua 2:12-14? Read Psalm 33:18-19 – How does this verse reflect Rahab's trust in God?

LEARNING HEBREW

חַיָּה

(khaw-YAH)

Joshua 6:25

To live the familiar modern Jewish toast: "to Life!" L'chaim!" is rooted in this word.

יָשַׁב

(YAH-shab)

Joshua 6:25

To dwell, remain, marry – "...Rahab has *lived/dwelt* in Israel.."

Lesson Three Day Eight

-
4. **Treasures for the LORD.** (6:18-19, 24) What was God's command regarding what was to be set apart to Him? Why do you think God commanded this? Consider how this reflects a firstfruits offering.

5. **Fall of Jericho-Rise of Rahab:** (6:23-24) What happens to Jericho? What happens to Rahab and her family? How does this moment highlight the contrast between judgment and salvation? Read John 5:24 - How does Jesus describe the kind of salvation Rahab experienced, not just physically but spiritually?



6. **Loyalty and Life:** (6:25) Read this verse along with 2:12-14 closely looking for the references to life. What do you notice? Why was Rahab permitted to "live in Israel to this day" when the rest of Jericho was infamously destroyed? What role did loyalty play in Rahab's life .

7. **Lineage and Legacy:** How does Rahab's loyalty impact her life now and her lineage to come? Read Ruth 4:18-22 and 1st Chronicles 2:11 along with the New Testament devotional passages above for details about Rahab. What do you learn about her lineage? What about her legacy stands out to you?

8. **Strong and Courageous:** Rahab was not just spared—she was redeemed and included in God's people. How does her story foreshadow the way God welcomes all into His family? What does it mean for you personally to be brought near to God, no matter your past?



Lesson Three Day Nine

Memorize & Meditate

- ☐ 1. 🙏 **Pray** to see God's faithfulness
- ☐ 2. 📖 **Memorize** _____
- ☐ 3. 📖 **Simply Read** Joshua 6:26-27
- ☐ 4. 📝 **Write the Word** Psalm 37:39-40
- ☐ 5. ❤️ **Community** How's your StudyBuddy?
- ☐ 6. 🎵 **Worship** _____

Lesson Three/Day Nine – Joshua 6:26-27

💡 **Big Idea:** God's word is sure—His promises and His warnings will come to pass. Joshua's leadership is marked by the Lord's presence, and his renown foreshadows the greater name of Jesus, whose fame fills the earth.

? **Ask as You Dwell:** How does Joshua's leadership reflect God's faithfulness? How does the phrase "his fame was in all the land" foreshadow Jesus?

📖 **Devotional:** Psalm 72:17-19; Philippians 2:9-11; Galatians 6:7; Hebrews 3:1-6

Thinking Back...

1. **A Leader with God's Presence:** What was God's promise in Joshua 1:5?
2. **The Power of an Oath:** What has God said about oaths? Read Numbers 30:1-2 and Deuteronomy 23:21-23
3. **Hear and Obey:** Long before Jericho, God gave Israel some oddly specific commands. Deuteronomy 13:12-18 is one such scenario. How does this passage anticipate the scene standing at the rubble of Jericho?

Dwelling in the Word...

4. **Curse and Consequences:** What does Joshua pronounce over the future of Jericho? Why does he do this? Consider Deuteronomy 20:16-18 for more details.

LEARNING HEBREW

שְׁמָע

(sho'-mah)

Joshua 6:27

1st of 4 This unique Hebrew word is rooted in the word "Shema" meaning "to hear". It means literally "hearing" or "a report" and in the context is translated "fame."

Culturally/Historically it's helpful to remember Deut. 6:4-9, the "declaration of faith of Judaism and the opening command, "hear, O Israel."

Lesson Three Day Nine

5. **Deadly Defiance:** No matter how much evidence there is that God will be true to His word someone seems convinced that the rules don't apply to him or that they will escape God's notice. Read 1 Kings 16:34. What does this brief account teach you about God? How is it a warning sign on your own road today?



6. **When God Speaks:** Throughout Scripture, God's faithfulness applies to both blessings and consequences. What do Exodus 34:6-7 and Galatians 6:7 help you to see and know about God today?

7. **Faithfulness & Fame:** What place does "fame" have in the life of one who follows God? Is there a place for it? Why or why not? What can you learn from the example of Joshua's life as you consider how fame does or does not find a place in a believer's life? Consider Joshua 6:27 and God's conditional promise in Joshua 1:8

8. **Two Yeshuas:** They don't only have a name in common – we know *him* as Joshua and Him as Jesus – but their names, in Hebrew are the same – both meaning "YHWH is salvation" or "the LORD saves." In what ways has Joshua's life so far reflected Jesus' mission? Read Hebrews 3:1-6 and consider what this teaches us about why Jesus is the greater and ultimate leader of God's people.

9. **Strong and Courageous.**? Read Matthew 28:18-20. Jesus, like Joshua, leads God's people into victory and inheritance, but this time, the inheritance is eternal life in the kingdom of God! In what ways are you living in bold faith, knowing the God is with you as he was with Joshua?



Lesson Three Day Ten

Memorize & Meditate

□ 1. 🙏 Pray...for your Grace Group

□ 2. 📖 Memorize _____



Lesson Three/Day Ten - Create & Share

"By faith the walls of Jericho fell down after they had been encircled for seven days." — Hebrews 11:30

Imagine stepping onto the dusty ground outside Jericho's towering walls. You've marched for six days—in total silence. No weapons raised, no battle cries, just the sound of footsteps and trumpets. Everything in you wants to act, to fight, to take control. But instead, God has called you to walk in obedience, trust in His plan, and believe in victory before you ever see the walls fall.

This final day of our study is about living in that tension—walking in faithful steps even when the victory isn't visible, standing firm in God's promises when His methods defy human understanding, and trusting that when He speaks, walls will fall.

How will you tell the story?

Now it's your turn to bring these lessons to life. Through creative expression, you will share what God has revealed to you through Joshua 5:2–6:27—the lessons of obedience, consecration, waiting in faith, and celebrating God's ultimate victory.

Consider:

- What does it mean to walk in faith when you don't yet see the outcome?
- How does God's faithfulness in Jericho give you confidence in the battles you face today?
- How does Joshua's story point us to Jesus, the true leader who leads us into eternal victory?


Your Challenge:

Using art, writing, drama, reflection, or hands-on creation, tell the story of Faithful Steps & Falling Walls in a way that speaks to your journey with God. Maybe you'll:

- ✦ Illustrate the silent march around Jericho and the moment of breakthrough.
- ✦ Write a poem or song about trusting God's plan when it doesn't make sense.
- ✦ Create a prayer walk experience, inviting others to step into the faith of those Israelites marching in silence.

Be Bold—Step Out in Faith!

Just as Israel marched before the walls fell, take a step of faith today. Create, share, and celebrate what God has done in your life through this study. We can't wait to see how God has spoken to you—and through you! "For we walk by faith, not by sight." — 2 Cor. 5:7.



Joshua

Strong

&

Courageous

Lesson Four

Joshua 7:1-9:26

Compromise, Consequences and
The God Who Redeems

Do not be frightened,
and do not be
dismayed, for the
LORD your God is
with you wherever
you go.

Joshua 1:9

LET THE WORD OF CHRIST DWELL IN YOU RICHLY

COLOSSIANS 3:16



"Let the Word of Christ
dwell in you richly."

Colossians 3:16

Lesson Four Day One

Grace Group

Open with prayer then recite memory verse from the previous lesson.

Got Questions? If you have a question left unanswered or needing more clarification, this is a great time to make a note of it and share in the Q&R time following teaching.

Thinking Back...

DAY PAGES

- | | |
|------|--|
| 1... | Share something you learned, loved, or were encouraged by from the previous message and/or Grace Group time. |
| 2... | Share any of your notes, questions, or comments |

Share Your Responses...

- | | |
|-------|---------------------------------------|
| 3... | #'s 1, 4, and 8 |
| 4... | #'s 1, 6, and 8 |
| 5... | #'s 1, 3, and 6 |
| 6... | #'s 2, 8, and 9 |
| 7... | #'s 1, 6, and 9 |
| 8... | #'s 1, 5, and 8 |
| 9... | #'s 2, 5, 8 (if you have time), and 9 |
| 10... | Create & Share |

Up Next: Teaching

We believe God hears, sees, knows, and is ready to answer us and guide us when we pray.

Pray as you transition from Group to Teaching time for our fellowship to be God-honoring and focused on His word.



You are loved and prayed for!

Lesson Four Day One

Teaching Time



Watch/Listen to this message on the “Dwelling Richly” **podcast**.
Notes/Handout for this message ChurchCenter group or
LaMiradaChurch.com/DwellingRichly

Lesson Four Day One

Day by Day

Lesson overview

Use the checklist to help you plan your time with God - "TWiG Time"

<input checked="" type="checkbox"/>	<u>My Dates</u>	<u>Day</u>	
	<i>February 19</i>	1	Grace Groups & Teaching, Review Lesson 3, Joshua 5:2-6:27
			<u>READ</u> <u>WRITE</u>
<input type="checkbox"/>		2	Joshua 7:1-9:28 Psalm 84:1-2
<input type="checkbox"/>		3	Joshua 7:1-9 Psalm 84:3-4
<input type="checkbox"/>		4	Joshua 7:10-15 Psalm 84:5-6
<input type="checkbox"/>		5	Joshua 7:16-26 Psalm 84:7-8
<input type="checkbox"/>		6	Joshua 8:1-29 Psalm 84:9-10
<input type="checkbox"/>		7	Joshua 8:30-35 Psalm 84:11
<input type="checkbox"/>		8	Joshua 9:1-15 Psalm 84:12
<input type="checkbox"/>		9	Joshua 9:16-27 (catch-up day)
<input type="checkbox"/>		10	Create & Share
	<i>March 8</i>	14	Grace Groups & Teaching Review Lesson 4

...Memorize & Meditate...

Psalm 84:10 (ESV)

For a day in your courts is better
than a thousand elsewhere.
I would rather be a doorkeeper in the
house of my God
than dwell in the tents of wickedness.

Consider memorizing verses 11-12 also

...Write the Word...

Psalm 84

*Look for beautiful connections to
our passages in Joshua!*

Lesson Four Day One

My Heart to Yours...

Have you ever set out on an adventure feeling fully prepared, only to realize you completely missed something important? Maybe you forgot your phone charger on a road trip, or worse—your coffee on an early morning commute. (The horror!) Well, welcome to Joshua 7-9, where Israel is stepping into victory... only to trip over hidden sin, deception, and the consequences of not seeking God's wisdom first.

We've come so far already—watching God part the Jordan, conquer Jericho, and remind His people that He fights for them. It's been awe-inspiring, hasn't it? But now, as we move forward, things get messy. Instead of unwavering faith, we see failure. Instead of clear victories, we find deception, consequences, and unexpected twists in the story. And yet, through it all, we see the unshakable faithfulness of God.

Joshua 7 opens with a hard truth—disobedience has real consequences. Achan's hidden sin leads to Israel's devastating defeat at Ai, reminding us that what's hidden in our hearts matters to God. But we also see the beauty of restoration when sin is dealt with and obedience is restored.

By Joshua 8, Israel is back on track, following God's lead and walking in victory. We also witness a powerful moment of worship on Mount Ebal, where God's law is read, and His covenant is reaffirmed—a sacred reset after failure. And then, Joshua 9... where we meet the cunning Gibeonites. They don't fight. They don't run. They deceive. And somehow, by the end of the chapter, instead of being wiped out, they end up serving in the house of God.

These chapters are filled with weighty lessons—about obedience, about seeking God's wisdom, about living with the consequences of our choices, and about God's ability to work even in our failures. There's tension, challenge, and grace woven into these stories. And through it all, we are reminded that God's sovereignty reigns supreme. Even when people fail, He does not.

So, as we step into these next lessons, I invite you to bring your whole heart to this study. Let's ask the tough questions. Let's wrestle with the realities of sin, grace, and wisdom. And let's keep our eyes open for the incredible ways God's redemptive plan is unfolding—even in the unexpected.


I can't wait for you to discover all that's ahead. Grab your Bible (and maybe an extra cup of coffee ☕), and let's dive in together!


With expectation and joy,

 *Jennifer*

Lesson Four Day Two


Memorize & Meditate

☐  **Pray** for your Grace Group

☐  **Memorize:** Psalm 84:10

☐  **Simply Read:** (See Below)

☐  **Write the Word:** Psalm 84:1-2

☐  **Community:** Say "Hi!" in our group.

☐  **Worship:** _____

Lesson Four/Day Two – Joshua 7:1-9:26

Introduction: Welcome to Day Two! In this lesson, we'll witness the devastating impact of hidden sin on an entire community, the importance of obedience to God's instructions, the power of God's intervention in battle, and the significance of covenant renewal. We'll see how God's justice, mercy, and faithfulness are revealed.

? Ask as you dwell: What patterns of God's faithfulness am I seeing? What other events or Scriptures does this remind me of? Is there a worship song or hymn that connects with me here?

Thinking Back...

1. **Remember & Relate:** Think back to Lesson 3 and Joshua 5:2-6:27. Review your notes from the message or Grace Groups. What is one insight that you are thankful for as you review Joshua 1:1-5:1?

.....

2. **Ready to Worship:** As you read and dwell through each day's passage, use the line above (Worship) to write the name of a worship song, hymn, or chorus that come to mind. Remember, our goal is to "let the Word of Christ *dwell* in us *richly*..." Thinking about worship as you read is one way to do that!

.....

Dwelling in the Word...

Read the following passages "inductively" – noting essentials (who, what, when, where, why) and noting God and truths about Him, repeated phrases, connections to the Torah and/or foreshadows to the New Covenant. Also note any question or difficulty that occurs to you.

3. **Day Three Reading:** Joshua 7:1-9 – Hidden Sin, Public Defeat

.....

4. **Day Four Reading:** Joshua 7:10-15 – The Cost of Compromise

.....

Lesson Four Day Two

5. **Day Five Reading:** Joshua 7:16-26 – Achan’s Sin and Judgment

6. **Day Six Reading:** Joshua 8:1-29 – Victory Through Obedience

7. **Day Seven Reading:** Joshua 8:30-35 – Covenant Renewal at Mount Ebal




8. **Day Eight Reading:** Joshua 9:1-15 – The Gibeonites’ Deception




9. **Day Nine Reading:** Joshua 9:16-27 – A Treaty Honored, A People Humbled

10. **Create & Share** – This is a good time to look ahead to Day Ten, “Create & Share.”
! Prepare ahead of time and even do a little each day as time permits.


Lesson Four Day Three

Memorize & Meditate

- ☐  **Pray** for your Grace Group
- ☐  **Memorize:** Psalm 84:10
- ☐  **Simply Read:** Joshua 7:1-9

- ☐  **Write the Word:** Psalm 84:3-4
- ☐  **Community:** Share a question you have so far.
- ☐  **Worship:** _____

Lesson Four/Day Three – Joshua 7:1-9

 **Big Idea:** Hidden sin affects not just the individual but the entire community of faith. God's call to holiness requires us to confront and confess sin to experience His full blessing.

 **Devotional:** Psalm 139:23-24, 1 John 1:9, Romans 6:23, Hebrews 12:1-2

Dwelling in the Word...

1. **Remember & Relate:** Read Joshua 6:18-19. How does this command connect with God's broader instruction in Joshua 1:8 to "be careful to do according to all that is written in it"?



2. **Set Up for Success.** What are some ways you see that Israel has been set up for success since crossing the Jordan?

3. **Add Ai to your map.** (see Lesson Two)

! Check out this exciting evidence for Ai! patternsofevidence.com/2019/02/09/biblical-city-ai-located/

4. **The Ominous "but..."** (7:1) Read Joshua 6:27. If the account of Joshua had ended here what would have been a highlight of their journey?

The account (obviously) does not end here, and the very next sentence (7:1) opens ominously with the preview of what happens. What are the key details noted in this preview? Why include these details in the preview?

LEARNING HEBREW

אֶחָן

(ah-kahn)
Joshua 7:1

Achan – the name of the man who took the "harem" and caused Israel's defeat. His name means: "trouble"

אָהָה

(ah-hah)
Joshua 7:7

Alas, Ah, Woe!
This is the FIRST occurrence of this unique Hebrew word in the Bible. It is an interjection of strongest terms.

אֲדֹנָי

(ad-o-nigh)
Joshua 7:7

"Lord" – master, the "Lord" used with יהוה (yah-weh) is translated "Lord God"

Lesson Four Day Three

5. **Spy Speculation.** (7:2-3) Why did the spies initially think they would only need a small army? Based on what they had experienced and knew at the time, do you think this was a reasonable strategy? Why or why not?

6. **Imagine This.** From the perspective of an Israelite soldier or as Joshua, describe what you might feel after the defeat at Ai. Knowing only what you know at this moment, what explanation, if any, might be coming to mind as you think about the defeat and loss of life? Use Joshua 7:1-6 as inspiration.

7. **Leaders' Lament!** (7:6) Compare Joshua's response here to his response to the "commander of the LORD's army" in 5:14. Note your observations and any insights:




8. **Pressing Prayer.** (7:7-9) Instead of a simple, "Joshua prayed." we get the details of Joshua's prayer. Why do you think his prayer was recorded when other times a simple "so-and-so" prayed" is all we get in the narrative?




Note the three questions in Joshua's prayer then consider what his prayer tells you about his strengths or weaknesses as a leader.

9. **Strong & Courageous:** How do you talk to God? What do your prayers reveal about your priorities?

Lesson Four Day Four

Memorize & Meditate

- ☐  **Pray** for your family
- ☐  **Memorize:** Psalm 84:10
- ☐  **Simply Read:** Joshua 7:10-15


- ☐  **Write the Word:** Psalm 84:5-6
- ☐  **Community:** Connect with the group today
- ☐  **Worship** _____

Lesson Four/Day Four – Joshua 7:10-15

 **Big Idea:** God answers prayer, but sometimes His response is not comforting

 **Devotional:** Isaiah 59:1-2; 1 Peter 1:14-16

Dwelling in the Word...

1. **Remember & Relate.** (7:7-9; Exodus 32:7-10) Compare God's response to Joshua here with His response to Moses when Israel sinned with the golden calf. What similarities do you notice? What does this reveal about God's holiness?

2. **Impact of Sin.** (7:11-12) How many times does LORD refer to Israel corporately in these two verses? ___ Based on what you know from Joshua 7:1, does this surprise you? Why or why not?
3. **Stop Praying?** (7:10-11) What does God tell Joshua to do? _____! Why do you think He interrupts Joshua's prayer? Based on his prayer (7:7-9), do you think Joshua gets what he expected from God?
4. **Peeling Back the Layers of Sin.** (7:11) Break down the six phrases. Underline/Highlight "they" in each. Comment on the seriousness of sin and how grows when left unchecked:
 - "Israel has sinned"
 - "They have transgressed my covenant (בְּרִיתִי)"
 - "They have taken some of the devoted things"

LEARNING HEBREW

קוּם

(KOOM)

Joshua 7:10

"Get up! Rise!"—strong imperative command, used in moments of divine commission

חָטָא

(kha-TAH)

Joshua 7:11

"To sin"—literally, to miss the mark. In Hebrew thought, sin is not just moral failure but a deviation from God's intended path

בְּרִית

(B'REET)

Joshua 7:11

"Covenant"—a binding agreement, often sealed with an oath and requiring faithfulness.

נִבְלָה

(neh-vah-lah)

Joshua 7:15

"outrageous thing"—a disgrace, folly, outrage conveying a deep sense of moral corruption not just a minor misstep but an act that violates the very fabric of covenant faithfulness.

Lesson Four Day Four

"They have stolen"

"They have lied"

"They have put them among their own belongings"

5. **Recall the Covenant.** (7:12; Deut. 28:15-20) God declares that He will no longer be with Israel unless the sin is removed. Why is this such a serious consequence? How does this align with the covenant blessings and curses in Deuteronomy? How does God describe the sin

6. **Consecrate or Collapse?** (Joshua 7:13 and 3:5; Exodus 19:10-11, 1 Peter 1:14-16) This is not the first time Joshua has heard this command. Just a few chapters earlier, before Israel crossed the Jordan, he gave the very same charge to the people. How do these two purposes compare?

Consecration in Joshua 3:5 and in 7:13

What does this reveal about God's holiness and our responsibility to walk rightly before Him?

7. **Reality Check.** (7:13) What is the harsh reality of Israel's future should they proceed unchecked? Do you think there is a correlation between this approach and how you live today? How so or not? Consider also, Psalm 66:18-20 and Hebrews 12:14-15.

8. **God's Ways are Not Ours.** (7:14-15) God could have chosen to get to the bottom of the sin issue in any number of ways. Jot a few ideas, then outline the method God commanded Joshua to use. What does this process teach you about God's ways?

God could have...

Instead God:


9. **Strong & Courageous.** Imagine you are Joshua hearing God speak this command. You still don't know who is guilty, but you do know this: someone has done something that God calls an "outrageous thing" in Israel. How will you remain "strong & courageous" in light of what will happen tomorrow and what truths about God will strengthen you?



Lesson Four Day Five

Memorize & Meditate

☐  **Pray** to want what God wants

☐  **Memorize:** Psalm 84:10

☐  **Simply Read:** Joshua 7:16-26


☐  **Write the Word:** Psalm 84:7-8

☐  **Community** Encourage a Grace Group member

☐  **Worship** _____

Lesson Four/Day Five – Joshua 7:16-26


 **Big Idea:** Sin will not stay hidden forever—God reveals, judges, calls to holiness

 **Ask as You Dwell:** Am I willing to hate sin as much as God does?

 **Devotional:** Numbers 32:23; Hebrews 4:12-13

Dwelling in the Word...

1. **Remember & Relate.** Reflect on God's expectations for His people. Read

 and summarize the following:
Leviticus 11:44-45

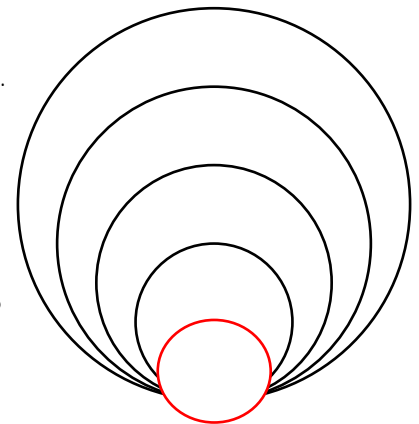
Deuteronomy 7:6

Joshua 6:17-19

What does this tell you about God's expectations?

2. **The Longest Walk.** Recall how many had died as a result of Israel's sin:

___ Consider the grief and mourning still taking place because of this defeat. These men weren't numbers, they were fathers, sons, brothers, uncles, and friends who went on the front lines for Israel never to come home to their families. Now Joshua has called Israel to step forward tribe by tribe, clan by clan narrowing the search for the man that God already knows. Label the circles to show what happens in this passage. Imagine you are among those still in mourning - now watching and waiting as this process unfolds. As God narrows the search what are you thinking? What are you feeling and hoping? What impact is this moment having on your faith in YHWH?



LEARNING HEBREW

שָׁלַל

(shah-LAHL)

Joshua 7:21

Spoil, plunder, booty

Lesson Four Day Five

3. The Confession Connection. (7:19) What does Joshua urge Achan to do? Why do you think Joshua describe this as an act of giving glory and praise to God? Consider also Numbers 32:23.

4. Sin's Path. (7:20-21) Read carefully and note the "I..." statements Achan makes. Note the steps of his sin from general admission (v. 20) to the specifics of each progressive act:

Which of Achan's act is where the sin begins? _____

What had God commanded the people to do with these items from Jericho? (6:18-21)

5. Serious Sin. (7:20-21) Read the following and consider the seriousness of this sin in light of each account:

Genesis 3:6

What similarities do you see between this and the Achan account?

Exodus 20:17

Why do you think coveting is included in the Ten Commandments along with murder and adultery?

Isaiah 14:13-14

How is covetousness the first sin?

Acts 5:1-11

What similarities do you see between this and the Achan account?

How could covetousness ruin your own relationships? Marriage? Friendships? Church family? What does the sin of coveting reveal about your attitude toward or understanding of God?




6. Trouble and the Troubler. (7:22-26) What does Achan's name mean? _____ (see "Learning Hebrew" pg 93) How does the account of Achan conclude?




Do you think the punishment fit the crime? Why or why not?

7. Strong and Courageous. How is the mandate to be "strong & courageous" impacted by sin in your life? Consider Hebrews 12:1-2 and your willingness -or lack of it- to lay aside sin and look to Jesus today.

Lesson Four Day Six

Memorize & Meditate

- ☐  **Pray** for your church
- ☐  **Memorize:** Psalm 84:10
- ☐  **Simply Read:** Joshua 8:1-29

- ☐  **Write the Word:** Psalm 84:9-10
- ☐  **Community:** Share an idea or insight
- ☐  **Worship** _____

Lesson Four/Day Six – Joshua 8:1-29

 **Big Idea:** God's path to restoration and victory involves obedience, and trust. God's priority is redemption.

 **Ask as You Dwell:** How does obedience restore what disobedience has broken?

 **Devotional:** Deut. 30:19; 2 Cor. 4:7; Heb. 12:5-11; James 1:22-25

Thinking Back....

1. **Remember & Relate.** In Deuteronomy, 30:19 what had Moses laid out clearly for the people? How do you see this connecting to Achan and Ai and the future of Israel in today's passage?

2. **Failed First.** (Joshua 7:1-26) Why did Israel's first attack on Ai fail?

What had to happen in order for them to be victorious? _____

What does this teach you about the nature of sin and restoration?

3. **Fear, Dismay, and Getting it Right.** (Joshua 1:9 and 8:1) What is the repeated command of YHWH from Joshua 1:9 and 8:1? _____



What situation was behind Joshua when God *first* spoke these words? What situation is behind Joshua this moment now?

THEN (1:9)

NOW (8:1)

What is the repeated promise in 6:2 and 8:1? _____

How do you see God providing the antidote to "fear" and "dismay?" Does this impact your life today or is it just for Joshua? Explain:

Dwelling in the Word...







4. **Defeat or Dependence.** (7:1-5/8:1-2) Compare the battle strategies between the two attacks on Ai. What was different this time? How did Joshua's posture toward God shift?

Lesson Four Day Six

-
5. **Sovereignty & Strategy.** (8:3-9) Could God have provided instant victory? ____ What does God command instead? What does this teach you about His sovereignty and strategy in this moment and in your life today as well?
6.  **Needless Covetousness.** (8:2, 6:18-21, 7:21) How do YHWH's instructions differ between taking Jericho and taking Ai? What does this teach you about God's provision and your need to trust Him to the letter in all circumstances?
7. **Revisiting Failure.** (8:3-17) It's possible that some of the men who attacked Ai the first time were back again for this ambush. Do you think it would have been difficult to go back to that place where they had failed, men had died, and they faced such a humiliation? Why or why not? What would be the difference this time? Write your response from your own perspective or, creatively, from the perspective of one of the soldiers returning to Ai.
8. **Total Obedience.** (8:18-29) How does Joshua lead with total obedience? How does this contrast with Achan's sin and the results of his sin?
9. **A Redemptive Ruse.** What does God's battle plan teach you about the way God can and does work to redeem His people and advance His plans? Have there been any other examples of sneaky or sly tactics in the Joshua account? Explain:
10.  **Strong and Courageous.** Select one or more of the devotional suggestions for today's lesson. Consider how Israel's victory at Ai can only be remembered with a cloud of regret. What faith building application can you take in light of today's lesson and any regrets that God has redeemed in your own life?


Lesson Four Day Seven

Memorize & Meditate

- | | |
|---|---|
| <input type="checkbox"/>  Pray for patience. | <input type="checkbox"/>  Write the Word: Psalm 84:11 |
| <input type="checkbox"/>  Memorize: Psalm 84:10 | <input type="checkbox"/>  Community: Respond to a prompt. |
| <input type="checkbox"/>  Simply Read: Joshua 8:30-35 | <input type="checkbox"/>  Worship _____ |

Lesson Four/Day Seven – Joshua 8:30-35

 **Big Idea:** True victory is not just about battles won but about hearts renewed in obedience to God's Word.

 **Ask as You Dwell:** How does remembering and reaffirming God's covenant shape my faith and obedience today? What role does God's Word play in my worship and daily life?

 **Devotional:** Deuteronomy 27:1-8; Psalm 19:7-11; Matthew 5:17-20; Hebrews 4:12

Thinking Back...

1. **Map It.** Add Mt. Ebal and Mt. Gerizim to your map. What other locations are these two places near that will help you remember where to find them? Label each Mt. "blessing" or "curse" according to Dt. 11:29

2. **Reflect and Remember.** Read Deuteronomy 11:26-32 and 27:1-26. What did Moses command the people to do? Note especially (Dt. 27:1-4,8) the materials commanded and how they were to write upon the stones! (Very cool!)

Dwelling in the Word...

3. **Joshua Leads.** (8:30-35) How does Joshua faithfully lead the people after Ai is conquered? Look for specific actions that are stated and implied that Joshua takes and how his actions align with what Moses had commanded.
4. **The People Obey.** (8:30-35) Achan's sneaky covetousness is starkly contrasted in this passage with Israel's total obedience. Review the passage and note all the ways Israel is named as a whole and all the sub-groups that are named too. Think about who specifically would have been included in these sub-groups.

Lesson Four Day Seven

One sub-group is mentioned twice: _____ Why might this be noteworthy?

5. **One Altar. One Destiny.** (8:31) Why “burnt” and “peace/fellowship” offerings? Read Leviticus 1:3-17 for Burnt and Leviticus 3, and 7:11-21 for Peace/Fellowship offerings. What do each of these offerings symbolize? Why would these be especially significant at this point in Israel’s history? Draw or describe to express your response:

6. **Two Mountains. Two Destinies.** (8:33-35; Deut. 11:26-29) What did these two mountains represent? How does the covenant renewal foreshadow the ultimate choice presented in the gospel? Consider Gal. 3:13-14

7. **Power of the Word.** (8:34-35) Who was present to hear the reading of the Law? Why do you think this is significant?






In Nehemiah 8:1-8 Ezra reads the Law after Israel’s exile. What do both moments teach us about the role of Scripture in renewal and revival?




8. **Strong & Courageous.** Renewing the covenant at Mount Ebal was about more than words—it was about realigning hearts with God’s will. We, too, are called to continually renew our commitment to God’s Word, knowing that Jesus is the ultimate fulfillment of the Law. How will you make His Word the center of your life today?



Lesson Four Day Eight


Memorize & Meditate


- ☐ 1.  **Pray** for discernment
- ☐ 2.  **Memorize** Psalm 84:10
- ☐ 3.  **Simply Read** Joshua 9:1-15

- ☐ 4.  **Write the Word:** Psalm 84:12
- ☐ 5.  **Community:** Share one insight
- ☐ 6.  **Worship** _____

Lesson Four/Day Eight – Joshua 9:1-15

 **Big Idea:** Trusting in our own understanding can lead to deception, but seeking God's wisdom guards us from costly mistakes.

 **Ask as You Dwell:** How can I ensure that my decisions align with God's will rather than relying on my own wisdom? What role does prayer and discernment play in seeking God's guidance?

 **Devotional:** Proverbs 3:5-6; James 1:5; 2 Corinthians 11:13-15; Ephesians 6:10-18

Thinking Back...

1. **Remember & Relate.** Read Deuteronomy 7:1-6 and note what God's command had been regarding the inhabitants of Canaan. How does this prior command set the stage for understanding why the deception of the Gibeonites is such a critical moment?



2. **Activating the Senses** (Joshua 8:30-35) Review Joshua 8:30-35 and note all the senses that would have been activated in this event of renewing the covenant. What can you imagine they could...

See?

Smell?

Touch?

Hear?

Taste?


How would this all have come together to strengthen Israel in their commitment to obey God?

Dwelling in the Word...

3. **Two Assemblies:** (9:1 and 8:35) Compare the purpose of each assembly. Include the names of the groups: Joshua 8:33, 35

Lesson Four Day Eight







Joshua 9:2

4. **...actually, three Assemblies.** (9:2-13) Breaking from the other kings and people groups what do the Hivites/Gibeonites decide to do? Do you think this was a smart tactic? What are some notable details of their plan?
5. **Wisdom or Folly?** (9:7-13) What how does the encounter begin well, at least as far as how Joshua and Israel engage? How do the deceiving Gibeonites use flattery to get what they want?
6. **Discerning or Deceived?** (9:14a) What role do the senses play in the decision Joshua ultimately makes? Compare Joshua 9:14a from several versions for clarity. How does this reveal a key weakness in decision - making?
7. **Sense and Sensibleness?** (9:14b-15) How was Joshua led by his senses instead of by God's Spirit?
 What lesson does this teach us about spiritual discernment?
8. **Strong and Courageous:** In what ways does God give us our senses to better know and follow Him? How can those same senses then fail us? What lessons can you take from this passage in your life today?




Lesson Four Day Nine


Memorize & Meditate

- | | |
|--|---|
| <input type="checkbox"/> 1.  Pray to honor God in your decisions | <input type="checkbox"/> 4.  Write the Word Catch-up day |
| <input type="checkbox"/> 2.  Memorize Psalm 84:10 | <input type="checkbox"/> 5.  Community How's your StudyBuddy? |
| <input type="checkbox"/> 3.  Simply Read Joshua 9:16-27 | <input type="checkbox"/> 6.  Worship _____ |


Lesson Four/Day Nine – Joshua 9:16-27

 **Big Idea:** Compromises made without seeking God's wisdom can have long-term consequences, but God can still work within them for His purposes.

 **Ask as You Dwell:** How do I see foreshadowing of my own redemption in this passage?

 **Devotional:** Psalm 84:10; Romans 8:28; 2 Corinthians 12:9-10; James 4:13-17

Thinking Back...

1. **Remember & Relate.** Read about the Hivites/Gibeonites and jot a few observations:
 Genesis 9:25, 10:15-17 – from whom do the Hivites descend? Anything notable about their history?

Exodus 23:23, Deut. 20:17 – What is God's promise concerning them?

Joshua 3:10 – What was their destiny?

Joshua 9:9-10 – What did they know about their destiny?

Dwelling in the Word...

2. **The Peoples' Perspective.** (9:15-18, 26) From the perspective of a member of the congregation describe how this scene unfolds and how you're feeling as you hear from the leaders what has taken place. Are you feeling justified in your response? Why or why not?

LEARNING HEBREW

לְבֵית אֱלֹהֵי

(e-loh-hay) + (le-bet)
"for the house of my God"
Joshua 9:23; Psalm 84:10

(1st of 5) Gibeonites entered Israel's community through deception, they were ultimately placed in service to God's house.


Lesson Four Day Nine


3. **Leadership Responds.** (9:19-21) Now, from the perspective of one of the leaders, what is your plan going forward? What are you concerned about?
4. **Joshua's Part:** (9:22-23, 26-27) What does Joshua ask and ultimately decide in this matter? Write your response from Joshua's perspective recalling and reflecting on your involvement and ultimate decision in all this.
5. **Gibeon's Plea.** (9:24-25) What are the Gibeonites certain of? What are they willing to do? From the perspective of a Gibeonite tell what it was like to face Joshua in light of what your people had done and how you feel about the decision that was made.
6. **Strong and Courageous.** In what way are you like the Gibeonites? How does your life today as a follower of Jesus have its roots in the this account and the lesson you can learn from it?



Lesson Four Day Ten

Memorize & Meditate

☐  Pray...for your Grace Group

☐  Memorize: Psalm 84:10

Lesson Four/Day Ten - Create & Share

Throughout Joshua 7-9, we have seen how choices—whether made in obedience, fear, deception, or presumption—shape the course of events. Israel suffered defeat at Ai because of hidden sin. They later achieved victory through obedience. The Gibeonites avoided destruction but became servants. In each case, decisions led to consequences that revealed God's justice, mercy, and sovereignty.

Your Challenge:

Create a hands-on or visual representation of the choices made in Joshua 7-9 and their outcomes. Reflect on how obedience, deception, fear, and faith all played a role in this passage.

Consider:


- **A Decision Pathway:** Create a flowchart, board game, or interactive pathway that maps out key decisions in these chapters, showing where they led.
- **Symbolic Artwork:** Use colors, objects, or images to contrast choices that led to blessing versus those that led to consequences.
- **Physical Representation:** Build or arrange stones to represent significant moments (e.g., the altar on Mount Ebal, the deception of the Gibeonites, or the place of Israel's renewed obedience).
- **Journal Entry:** Write about how God's grace repurposes your past mistakes for His greater good.

Be Bold—Engage With the Story!

Just as Israel and the Gibeonites had to live with their choices, we, too, make daily decisions that shape our walk with God.

What does your project reveal about the weight of obedience and the grace of redemption?.





Joshua

Strong

&

Courageous

Lesson Five

Joshua 10:1-14:15

Courage to Claim
God's Promises

Do not be frightened,
and do not be
dismayed, for the
LORD your God is
with you wherever
you go.

Joshua 1:9

LET THE WORD OF CHRIST DWELL IN YOU RICHLY

COLOSSIANS 3:16



"Let the Word of Christ
dwell in you richly."

Colossians 3:16

Lesson Five Day One

Grace Group

Open with prayer then recite memory verse from the previous lesson.

Got Questions? If you have a question left unanswered or needing more clarification, this is a great time to make a note of it and share in the Q&R time following teaching.

Thinking Back...

DAY PAGES

- | | |
|------|--|
| 1... | Share something you learned, loved, or were encouraged by from the previous message and/or Grace Group time. |
| 2... | Share any of your notes, questions, or comments |

Share Your Responses...

- | | |
|-------|------------------|
| 3... | #'s 1, 6, and 9 |
| 4... | #'s 1, 8, and 9 |
| 5... | #'s 1, 2, and 7 |
| 6... | #'s 3, 6, and 10 |
| 7... | #'s 7 and 8 |
| 8... | #'s 1 and 8 |
| 9... | #'s 1, 5, and 6 |
| 10... | Create & Share |

Up Next: Teaching

We believe God hears, sees, knows, and is ready to answer us and guide us when we pray.

Pray as you transition from Group to Teaching time for our fellowship to be God-honoring and focused on His word.



You are loved and prayed for!

Lesson Five Day One

Teaching Time



Watch/Listen to this message on the “Dwelling Richly” **podcast**.
Notes/Handout for this message ChurchCenter group or
LaMiradaChurch.com/DwellingRichly

Lesson Five Day One

Day by Day

Lesson overview

Use the checklist to help you plan your time with God - "TWIG Time"



My Dates

Day

March 5

1 Grace Groups & Teaching,
Review Lesson 4, Joshua 7:1-9:28

READ

WRITE



2

Joshua 10:1-14:15 | Psalm 27:1-2



3

Joshua 10:1-15 | Psalm 27:3-4



4

Joshua 10:16-28 | Psalm 27:5-6



5

Joshua 10:29-43 | Psalm 27:7-8



6

Joshua 11:1-23 | Psalm 27:9-10



7

Joshua 12:1-13:7 | Psalm 27:11-12



8

Joshua 13:8-33 | Psalm 27:13-14



9

Joshua 14:1-15 (catch-up day)



10

Create & Share

March 19

14

Grace Groups & Teaching
Review Lesson 5

...Memorize & Meditate...

Select a verse or verses from Psalm 27

Write your selection here:

Connect with a study buddy and memorize the same verse.

...Write the Word...

Psalm 27

Look for beautiful connections to our passages in Joshua!

Lesson Five Day One

My Heart to Yours...

I can't begin to tell you how much I love walking through the book of Joshua with you. Every time we turn the page, I see God's faithfulness unfold—not just in Israel's story, but in ours. And I pray that as we step into **Lesson Five**, you will **see yourself in this story**—not as an outsider looking in, but as someone God is calling to **live courageously, trust deeply, and step boldly into His promises.**

In our last lesson, "**Compromise, Consequences, and the God Who Redeems,**" we wrestled with hard truths. We saw how **hidden sin led to devastating loss** at Ai and how deception by the Gibeonites bound Israel to an **unexpected alliance**. Yet, even in failure, we saw something breathtaking: **God's mercy was bigger than their mistakes.** He didn't abandon His people. He restored them. He repurposed what was broken. And if you're anything like me, that truth alone is enough to sit with for a long time.

But these next chapters? Oh my! It's about **victory**. It's about the courage to claim God's promises.

In **Lesson Five**, we step into **a season of battle, perseverance, and fulfillment**—a time when Israel moves forward in obedience and begins to see the land God promised finally within reach. But it wasn't easy. The enemies were stronger. The battles lasted longer. The giants of Canaan still stood tall.

Yet, **God fought for them.**

We'll see Him **stop the sun** to give Israel victory. We'll watch as He delivers kings into their hands, one after another, **proving that no enemy is too great when He is in the fight**. We'll meet Caleb, 85 years old, still full of fire, still declaring, **"Give me this mountain"** (Josh. 14:12)—a testimony that God is faithful **not just in the moment, but over a lifetime.**

This reminds me of the song "**Give Me This Mountain**" by Chuck Butler:

*"I'm holding on to every word you've spoken,
I've seen your hand, I know your heart is good.
You've been my strength and you have never failed me,
So I'm asking, Lord, give me this mountain."*

What about you?

- What battles are you facing that feel impossible?
- What promises of God feel distant, like they belong to someone else?
- What would change if you truly believed that **God fights for you?**

As we study, I pray that you will not just **learn these stories** but **live into them**. That your faith will be strengthened, your courage renewed, and your heart stirred to say, **"Lord, I trust You. Lead me forward."**


You are not forgotten. You are not alone. **The same God who fought for Israel fights for you.**


With love and anticipation,

 **Jennifer**

Lesson Five Day Two


Memorize & Meditate

☐  **Pray** for your Grace Group

☐  **Memorize:** _____

☐  **Simply Read:** (See Below)

☐  **Write the Word:** Psalm 27:1-2

☐  **Community:** Say "Hi!" in our group.

☐  **Worship:** _____

Lesson Five/Day Two – Joshua 10:1-14:15

Introduction: After Israel's missteps in Joshua 7-9, we now see God fighting for His people as they conquer the land. From sun-stopping miracles to Caleb's unwavering faith at 85, this lesson reveals God's faithfulness, the power of obedience, and the courage it takes to claim His promises.

? **Ask as you dwell:** what themes stand out? How do you see God's power, Israel's obedience, and the fulfillment of His promises woven throughout these chapters? What victories were immediate, and what still remained unfinished?

Thinking Back...

1. **Remember & Relate:** Think back to Lesson 4. Review your notes from the message or Grace Groups. What is one insight that you are thankful for as you review Joshua 7:1-9:27?

.....

2. **Create & Share** – look ahead and plan now to complete the Create & Share a little each day.
3. **Ready to Worship:** As you read and dwell through each day's passage, use the line above (Worship) to write the name of a worship song, hymn, or chorus that come to mind. Remember, our goal is to "let the Word of Christ *dwell* in us *richly*..." Thinking about worship as you read is one way to do that!

.....

Dwelling in the Word...

Read the following passages "inductively" – noting essentials (who, what, when, where, why) and noting God and truths about Him, repeated phrases, connections to the Torah and/or foreshadows to the New Covenant. Also note any question or difficulty that occurs to you.

4. **Day Three Reading:** Joshua 10:1-15 – The Sun Stands Still

.....

5. **Day Four Reading:** Joshua 10:16-28 – Five Kings Defeated

.....

Lesson Four Day Two

6. **Day Five Reading:** Joshua 10:29-43 – Southern Conquests Secured

7. **Day Six Reading:** Joshua 11:1-23 – Northern Kings Conquered

8. **Day Seven Reading:** Joshua 12:1-13:7 – The Land Divided


9. **Day Eight Reading:** Joshua 13:8-33 – Eastern Tribes Receive Inheritance


10. **Day Nine Reading:** Joshua 14:1-15 – Caleb's Bold Request

11. **Create & Share** – This is a good time to look ahead to Day Ten, “Create & Share.”
! Prepare ahead of time and even do a little each day as time permits.

Lesson Five Day Three


Memorize & Meditate

☐  **Pray** for your Grace Group

☐  **Memorize:** _____


☐  **Simply Read:** Joshua 10:1-15


☐  **Write the Word:** Psalm 27:3-4


☐  **Community:** Share a question you have so far.

☐  **Worship:** _____

Lesson Five/Day Three – Joshua 10:1-15

 **Big Idea:** triumph comes not by human strength but by God's sovereign power. He fights for His people, fulfilling His promises and displaying His unstoppable might.

 **Ask as You Dwell:** How does God's power demonstrate His faithfulness?

 **Devotional:** Ex. 14:13-14, Deut. 3:22, Ps. 18:7-17, Isa. 30:30, Rom. 8:31

Dwelling in the Word...

1. **Remember & Relate** (Gen. 15:18-21, Gen. 17:6-8) How does the Abrahamic covenant shape our understanding of Israel's conquest? How does God's faithfulness to Abraham connect to Joshua 10?

2. **Mighty Men & Miscalculations** (10:1-2) Why did Adoni-Zedek, king of Jerusalem, fear Israel? How did he assess the situation differently than Rahab (Josh. 2:9-11) and the Gibeonites (Josh. 9:24-25)?

3. **Allies Against God.** (10:3-5) How did the five Amorite kings attempt to strengthen themselves? What does this reveal about human efforts apart from God?

4. **Covenant Keeping.** (10:6-7) What does Joshua's immediate response to Gibeon's plea for help show about his leadership and his view of God?

LEARNING HEBREW

שָׁלֵם

(sha-LEM) – Josh. 10:1 – Whole, complete, at peace; Root of “Jerusalem” (Yerushalayim), the city of Adoni-Zedek. Ironically, his opposition to Israel set his city against the very peace its name suggests.

גָּדוֹלִים

(g'do-LEEM) – Josh. 10:2 – Great, mighty, significant

חָזָק

(cha-ZAK) – Josh. 10:7 – To be strong, courageous, to seize or grasp

נָתַן

(na-TAN) – Josh. 10:8 – To give, deliver, hand over

בְּעֵת הַהִיא

(ba-et ha-hi) – Josh. 10:12 – At that time, in that moment Marks a decisive, God-ordained event. emphasizing God's perfect timing in bringing victory.

Lesson Five Day Three

5. **God's Word, Our Strength** (10:8) How did God's promise in verse 8 reinforce what He had already told Joshua in Josh. 1:9? How do God's past promises shape your confidence in Him today?

6. **The Lord Fights for His People** (10:9-11) What supernatural elements do you see in Israel's victory? How does this reinforce the truth of Ex. 14:14?

7. **Sun Stands Still** (Josh. 10:12-14) Joshua prayed for the sun and moon to stop. Why was this request significant, and what does it teach us about bold faith?

The sun standing still is one of the most debated miracles in the Bible. What's the main message behind this event?

8. **Discovering God's Nature** (Josh. 10:14) What does this passage reveal about God's response to those who trust Him? (Consider 2 Chron. 16:9.)

9. **A Day Like No Other.** Joshua 10:13b references the Book of Jashar* God listens to prayer making this a notably unique day? How does this challenge our understanding of God's involvement in human events and bold, faith-filled prayer?

*Read more about the Book of Jashar. www.jennifergrichmond.com/so-glad-you-asked


10. **Strong & Courageous:** Where in my life do I need to trust God to fight the battle instead of relying on my own strength?


Create & Share – what can you add to your map today?

Lesson Five Day Four

Memorize & Meditate

☐  **Pray** for your family

☐  **Memorize:** _____


☐  **Simply Read:** Joshua 10:16-28


☐  **Write the Word:** Psalm 27:5-6


☐  **Community:** Connect with the group today

☐  **Worship** _____


Lesson Five/Day Four – Joshua 10:16-28

 **Big Idea:** The Fate of the Faithless – The downfall of the five Amorite kings demonstrates God's justice against those who oppose Him. Their defeat affirms that no ruler, no army, and no strategy can stand against the Lord's sovereign will.

 **Ask as You Dwell:** What does this passage teach about God's justice and the certainty of His promises?

 **Devotional:** Gen. 15:16, Deut. 7:24, Ps. 2:1-12, 110:1; Isa. 45:23, Phil. 2:9-11

Dwelling in the Word...

 1. **Remember & Relate** (Deut. 7:1-2, Gen. 15:16) How does the destruction of these kings connect to God's long-standing judgment against the Canaanites? How does this reveal both God's patience and His justice?

2. **Hiding in the Darkness** (Josh. 10:16-18) What does the kings' retreat to the cave symbolize? How does this contrast with the boldness of Joshua's faith?

3. **Pressing Forward in Faith** (Josh. 10:19-21) What does Joshua's command to continue pursuing the enemy teach about partnering with God's promises? How does this apply to spiritual battles today?

LEARNING HEBREW

בְּנֵי

(b'nei)

Plural construct form of בן (ben), meaning son or descendant.

יִשְׂרָאֵל

(Yis-ra-EL)

The name given to Jacob after wrestling with God (Gen. 32:28), meaning "he struggles with God" or "God prevails."

רַגְלֵי

(re-gel)

Josh. 10:24, foot, step kings are literally put underfoot, foreshadowing Psalm 110:1, where God's enemies are made His footstool

Lesson Five Day Four

4. **A Footstool for the Righteous** (Josh. 10:22-25) Why did Joshua place his commanders' feet on the necks of the defeated kings? How does this foreshadow Psalm 110:1 and Philippians 2:9-11?

5. **The Justice of the Lord** (Josh. 10:26-27) How does Joshua's execution of the kings reflect divine justice rather than personal vengeance? What does this reveal about God's authority over life and death?

6. **Discovering God's Nature** (Josh. 10:25) How does Joshua's encouragement to be strong and courageous connect to God's character? How does this strengthen your confidence in facing challenges?




7. **Covenant & Conquest** (Josh. 5:3-7, Josh. 10:19-25) The phrase "sons of Israel" (בְּנֵי יִשְׂרָאֵל) appears in Joshua only during two key moments—at their covenant renewal through circumcision (Josh. 5) and in their victory over the Amorite kings (Josh. 10). Why might the author use this phrase specifically in these two events? How do these moments connect covenant faithfulness with God's deliverance? What does this reveal about Israel's identity and purpose?




8. **Strong & Courageous** (Josh. 10:28) The city of Makkedah was devoted to destruction. How does this passage reinforce God's commitment to fulfilling His word? What does this mean for both His promises and His warnings?

Create & Share – what can you add to your map today?


Lesson Five Day Five


Memorize & Meditate


- ☐  **Pray** to want what God wants
- ☐  **Memorize:** _____
- ☐  **Simply Read:** Joshua 10:29-43

- ☐  **Write the Word:** Psalm 27:7-8
- ☐  **Community** Encourage a Grace Group member
- ☐  **Worship** _____

Lesson Five/Day Five – Joshua 10:29-43

 **Big Idea:** True rest is not just ceasing from battle but living in complete dependence on the One who fights for us.

 **Ask as You Dwell:** What is true rest worth to me? What am I willing to surrender—or embrace—to experience the lasting rest that only God provides?

 **Devotional:** Gen. 2:2-3, Ex. 33:14, Deut. 12:10, Ps. 62:1-2, Matt. 11:28-30, Heb. 4:8-11

Dwelling in the Word...

1. **Remember & Relate** (Josh. 1:7-8, Deut. 28:1-7) God promised victory if Israel fully obeyed Him. How does Joshua's complete obedience in this campaign demonstrate the connection between faithfulness and experiencing God's promises?

2. **Pattern & Promise** (Josh. 10:29-43) Look for repeated phrases in this passage (there's at least 7!). What does this reveal about Israel's conquest and God's role in it?

3. **One Victory Leads to Another** (Josh. 10:29-33) How did Israel's victory over Lachish, Libnah, and Eglon demonstrate the momentum of obedience? How does following God fully lead to ongoing victory?

LEARNING HEBREW

לָכַד

(la-KAD) – Josh. 10:32 – To capture, seize, take possession; describes Joshua's conquest of each city, underscoring that Israel's victories were secured by God's hand, not human strength

מָכָה

(ma-KAH) – Josh. 10:39 – To strike, smite, defeat; used for the defeat of enemy kings and cities, emphasizing God's decisive judgment on those who opposed His people.

כָּל

(kol) – Josh. 10:40 – All, entirety, totality; appears repeatedly, emphasizing that Joshua left nothing undone—his obedience was absolute, just as God commanded

וְהָאָרֶץ שָׁקֵטָה

(v'ha-aretz sha-ke-TAH) – Josh. 10:40 – The land had rest; The verb שָׁקַט (sha-KAT) means to be still, quiet, at peace. This phrase signifies divinely granted peace—not just the absence of war but a settled security from God. It appears only eight times in Scripture, each marking a moment when God grants rest to His people

Lesson Five Day Five

4. **The Lord Fights for His People** (Josh. 10:34-37) What repeated patterns do you notice in Israel's conquests? How does this reinforce that victory was from God rather than human effort?
5. **Nothing Left Undone** (Josh. 10:38-39) Why is it significant that Joshua "left nothing undone of all that the Lord commanded" (v. 40)? What does this reveal about my own need for obedience to God?
6. **The Land Had Rest** (Josh. 10:40-43) What does Israel's total conquest of the southern region teach us about perseverance and endurance in following God?
7. **Discovering God's Nature** (Josh. 10:42) This verse states that "the Lord God of Israel fought for Israel." How does this truth shape my confidence in facing battles today?
8. **Finding Rest.** The phrase "the land had rest" (וְהָאֶרֶץ שָׁקֵטָה) appears here for the first time in Scripture. It is used only seven more times, always in moments when God grants peace to His people. Why do you think this phrase is significant? How does recognizing repeated phrases like this help deepen your understanding of how God works throughout history? How does the land's rest reflect God's faithfulness to His covenant promises?
9. **Greater Rest to Come.** Joshua led Israel to temporary rest. What does Hebrews 4:8-11 tell us about rest?
How does the temporary rest in Joshua point forward to the spiritual rest and eternal inheritance we have in Jesus? What does it mean to enter God's rest today?
10. **Strong & Courageous.** The Cost of True Rest (Josh. 10:40-43) We often long for rest—physically, emotionally, and spiritually. Yet, true rest, the kind that comes from God, is more than a break from busyness—it requires trust, surrender, and obedience. Jesus invites us into this rest (Matt. 11:28-30), but receiving it comes with a cost. What is true rest worth to you today? What are you willing to let go of—or take hold of—to experience the rest that only God provides?


Lesson Five Day Six

Memorize & Meditate

☐  **Pray** for your church

☐  **Memorize:** _____


☐  **Simply Read:** Joshua 11:1-23


☐  **Write the Word:** Psalm 27:9-10


☐  **Community:** Share an idea or insight

☐  **Worship** _____

Lesson Five/Day Six – Joshua 11:1-23

 **Big Idea:** God's people, trusting in His promises, overcome overwhelming opposition. Victory is not about numbers or might but about obedience to God, who fulfills His word completely and faithfully.

 **Ask as You Dwell:** How does Joshua's obedience in battle reflect his trust in God's promises? How does this challenge me to trust God fully?

 **Devotional:** Deut. 7:1-2, Ps. 20:7, Ps. 44:3, Rom. 2:4-5, Heb. 4:8-11

Dwelling in the Word...

1. **Remember & Relate.** (Deut. 9:1-5, Josh. 11:6) How does God's command to conquer Canaan connect to His covenant promises? Why is it important to recognize that Israel's victories were not by their own strength?
2. **A Great Enemy, A Greater God** (Josh. 11:1-5) How does Jabin's alliance compare to the previous battles Israel faced? How might Israel have felt seeing this massive coalition against them?

What were God's commands?

What was God's promise?

What does this reveal to you about God's greater plan for Israel? What does this teach you about how you trust God whether that trust seems natural or counter-intuitive?

LEARNING HEBREW

לָכַד

(la-KAD) – Josh. 11:12 – To capture, seize, take possession - Joshua took the land, but it was ultimately God who delivered it into Israel's hands.

חָזַק

(chaw-zak) – Josh. 11:20 – To harden, make stubborn - God hardened the hearts of Israel's enemies, much like Pharaoh (Ex. 9:12), ensuring their total defeat and demonstrating God's sovereign justice.

לֵב

(lev) – Josh. 11:20 – heart, inner being, will - This is God's to harden or soften

שָׁקַט

(shaqat) 11:23 Rest - temporary rest from conflict - the 3rd of three uses of "rest" in Joshua.

Lesson Five Day Six

3. **Devoted to the Lord.** (11:10-15) Notice three repeated phrases in this passage. What do they reveal about Joshua's obedience, God's faithfulness, and the outcome of the conquest? Are there areas where you are partially obedient—where you follow God's commands but hold back in certain areas? How does this passage challenge you to trust that full obedience leads to full victory?

4. **Hardened Hearts, Divine Justice** (Josh. 11:16-20, Gen. 15:16, Rom. 2:4-5) What aspect of God's nature are revealed in this passage?



How does this connect to What God told Abraham in Genesis 15:16?

What does this challenge you to ask yourself and how you respond to or resist God?

5. **Giant Fear or Giant Faith?** (Josh. 11:21-22) Read Num. 13:22-33; Deuteronomy 2:21, 9:2. What do you learn about the Anakim? What happens to the Anakim under Joshua's leadership? How does this passage show the contrast between Israel's past fear and their present victory?



6. **Final Rest?** (Josh. 11:23) What does this say happened in the land? Why is that significant? How does this foreshadow the ultimate rest found in Christ (Heb. 4:8-10)?

7. **Discovering God's Nature** (Josh. 11:15, 23) What do Joshua's obedience and the fulfillment of God's promises reveal about God's faithfulness? How does this encourage you to trust Him in your own life?

8. **Strong & Courageous** (Josh. 11:23) Joshua's leadership brought rest to Israel. How does this compare to Christ's role as the ultimate conqueror and King?




Create & Share – what can you add to your map today?

Lesson Five Day Seven

Memorize & Meditate

☐  **Pray** for patience.

☐  **Memorize:** _____


☐  **Simply Read:** Joshua 12:1-13:7


☐  **Write the Word:** Psalm 27:11-12


☐  **Community:** Respond to a prompt.

☐  **Worship** _____

Lesson Five/Day Seven – Joshua 12:1-13:7

 **Big Idea:** Like Israel, we must recognize both what God has already done and what He is still calling us to pursue in faith.

 **Ask as You Dwell:** How does remembering God's past victories strengthen my faith for what is still unfinished in my life? Am I content with what God has already done, or am I willing to step forward in faith where He is still calling me?

 **Devotional:** Deut. 7:1-2, 22, Ps. 77:11-12, Prov. 16:9, Phil. 1:6, Heb. 6:12

Dwelling Well...

1. **Remember & Relate.** Write God's promises to Abram (Abraham) in Genesis 12:2-3.

12:2 I will _____ 12:3 I will bless _____

12:2 I will _____ 12:3 I will curse _____

12:2 I will _____ 12:3 I will bless _____

12:2 you will _____

Read and summarize Genesis 15:18-21

2. **Victory Remembered, Faith Strengthened** (Josh. 12:7-24) Why is it important that Israel pauses to recount their victories? How does remembering God's past work give us strength to trust Him for the future?

3. **Fear That Still Lingers** (Josh. 12:4-5, Josh. 13:12-13) What does it reveal that even after great victories, Israel still left some enemies unconquered? How does this parallel our own struggle to fully trust God in every area of our lives?









Lesson Five Day Seven


-
4. **Discovering God's Nature** (Josh. 12:7, Josh. 13:6) What does this passage reveal about God as both warrior and provider? How does this deepen my trust in His leadership?
5. **Not Done Yet** (Josh. 13:1-2) God tells Joshua that "very much of the land remains to be possessed." What does this reminder from God show Israel? How does this teach me to be attentive and to keep moving forward in faith?
6. **The God-Defined Boundaries** (Josh. 13:3-6) What does it mean that God Himself set the borders of Israel's inheritance? How does this teach us about trusting God's wisdom in what He gives—or withholds?
7. **A Mission Bigger Than Borders** (Gen. 12:1-3, Ps. 67:1-2) Israel's land was given by divine command, but was it ever meant to be just for Israel? God told Abraham that his descendants would not only inherit the land, but also be a blessing to all nations (Gen. 12:3). Later, the psalmist declares, "May your ways be known on earth, your salvation among all nations" (Ps. 67:2). How does this passage help us see that Israel's victories were about more than possession—they were part of God's greater mission? What does this teach you about your attitude toward Israel today and your own mission as a child of God?
8. **Mission Beyond the Map.** How many of the people groups or locations do you recognize from accounts that are yet to come in the history of Israel? Maybe you can think of events yet to come in the Foundational (Old) or even further ahead in the New Testament. Try to think of at least two other events and make some notes about them here about how God's mission is unfolding across generations:
9. **Strong & Courageous** (Josh. 13:7) Joshua is commanded to divide the land among the tribes, even before it is fully conquered. How does this act of faith challenge me to live as though God's promises are already accomplished?


Lesson Five Day Eight


Memorize & Meditate

- | | |
|---|---|
| <input type="checkbox"/> 1.  Pray for discernment | <input type="checkbox"/> 4.  Write the Word: Psalm 27:13-14 |
| <input type="checkbox"/> 2.  Memorize _____ | <input type="checkbox"/> 5.  Community: Share one insight |
| <input type="checkbox"/> 3.  Simply Read Joshua 13:8-33 | <input type="checkbox"/> 6.  Worship _____ |



Lesson Five/Day Eight – Joshua 13:8-33

 **Big Idea:** inheritance is not just about land; it is about trusting God's provision, obeying His commands, and recognizing that He Himself is our greatest inheritance.

 **Ask as You Dwell:** How does Israel's inheritance reveal both God's faithfulness and His expectations for His people? How does this challenge me to see my own life as something given by God to be stewarded, not owned for myself?

 **Devotional:** Num. 32:1-33, Deut. 10:8-9, Heb. 7:23-28

Dwelling in the Word...

-  **1. A Gift, Not a Reward** (Josh. 13:8-13) How does the word inheritance (nachalah) shape our understanding of the land as something received rather than earned? What has God entrusted to me? How should I live with this in mind?
- 2. A Possession Left Unfinished** (Josh. 13:13) This passage notes that some of the original inhabitants of the land remained because Israel did not drive them out. How does this pattern of incomplete obedience reappear in Israel's history? What does this reveal about the dangers of not fully following God's commands?
-  **3. From Curse to Calling** (Gen. 34; 49:5-7, Num. 18:20) See how this scene in Joshua has its roots in family history, violence, circumcision, and a tribal vendetta! Read Genesis 34. Then, fast forward to Jacob's final words to his sons including Simeon and Levi. What does Jacob say would happen to them? (Gen. 49:7)

Read Numbers 18:20-24 and Deuteronomy 10:8-9. What does God promise the Levites?

Lesson Five Day Eight

4. **The Levites' Portion** (Josh. 13:14, 33) What did the Levites receive? What does this tell you about God's mercy and redemptive purposes?



5. **Borders Set by God** (Josh. 13:23-29) Each tribe received a specific portion of land with defined borders. What does this teach about God's authority in setting limits?

6. **Map It.** Locate and label the areas for Reuben, Gad, and the half-tribe of Manasseh on your map.

7. **A Promise Kept, A Commitment Fulfilled** (Josh. 13:8-33, Num. 32:1-33, Josh. 1:12-18) What had the tribes of Reuben, Gad, and the half-tribe of Manasseh asked for? What conditions were set?

What does this teach about faithfulness, obedience, and waiting on God's timing?

8. **A Greater Priest, a Greater Inheritance** (Josh. 13:14, Deut. 10:8-9, Heb. 7:23-28) The Levites had no land inheritance—instead, God Himself was their portion. What does Hebrews teach about Jesus that relates to this passage?

What does this teach about where our true inheritance is found?







9. **Strong & Courageous** (Josh. 13:33) The Levites received no land, yet their portion was greater—God Himself. How does this passage challenge me to rethink what I consider to be my greatest treasure?




Create & Share – what can you add to your map today?.

Lesson Five Day Nine


Memorize & Meditate

- ☐ 1.  **Pray** to honor God in your decisions
- ☐ 2.  **Memorize** _____
- ☐ 3.  **Simply Read** Joshua 14:1-15
- ☐ 4.  **Write the Word** Catch-up day
- ☐ 5.  **Community** How's your StudyBuddy?
- ☐ 6.  **Worship** _____

Lesson Five/Day Nine – Joshua 14:1-15


 **Big Idea:** Joshua 14 records the division of the land among the tribes, but one man stands out—Caleb. At 85 years old, Caleb boldly claims Hebron, the land God promised him 45 years earlier. His unwavering faith and wholehearted trust in God demonstrate that inheritance is not just about receiving land—it's about actively believing God's promises and stepping forward in faith to claim them.

 **Ask as You Dwell:** Am I actively stepping into what God has promised, or am I holding back?

 **Devotional:** Gen. 15:18-21, Num. 13:30-33, Deut. 1:34-36, Ps. 37:3-6, Isa. 40:31, Heb. 6:11-12

Dwelling in the Word...

1. **Warrior Priest.** (Josh. 14:1, Ex. 6:23-25, Num. 20:25-28) Eleazar plays a key role going forward. Who is he? What has been and now is his role? Read the passages and note as many details as you can about Eleazar:

 Eleazar means: _____
His Family: _____

Why do you think a priest, not just a military leader, was involved in the land distribution? How does this reinforce that God, not human effort, was the true source of Israel's inheritance?

2. **Faith That Endures** (Josh. 14:6-9) Caleb first saw Hebron 45 years earlier as one of the twelve spies (Num. 13:22, 30). While the others feared the giants, Caleb believed God's promise and remained wholeheartedly faithful (Josh. 14:8-9). Now, at 85 years old, he is still strong and ready to take the land. What does Caleb's patience and perseverance teach about trusting God's timing? How can I remain faithful even when God's promises take longer than I expect?

LEARNING HEBREW

אֶלְעָזָר

(el-aw-zawr')


"Eleazar" – Derived from El meaning "God" and Azar meaning "has helped."

כָּלֵב

(ka-lev')

"Caleb" – "wholehearted" reflecting complete devotion to God

Lesson Five Day Nine

-
3. **A Different Spirit** (Josh. 14:6-9, Num. 14:24) Caleb was described as having a different spirit because he fully followed the Lord (Num. 14:24). What set him apart from the other spies? What influence, if any, might others' lack of trust in God impact me? How can I live set apart and strengthened in faith?
4.  **Give Me This Mountain** (Josh. 14:10-12) At 85 years old, Caleb did not ask for an easy inheritance—he asked for the hill country of Hebron, where the Anakim still lived. What does this reveal about Caleb's faith? How can I be more bold in God's promises rather than seeking comfort?
5. **Strong at 85** (Josh. 14:11, Isa. 40:31) Caleb declares that he is as strong at 85 as he was at 40. What does this reveal about how faith affects perseverance? How does trusting God strengthen us spiritually even when we grow older?
6. **A Promised Inheritance, A Conquered Land** (Josh. 14:13-15) Caleb received Hebron, but he still had to drive out the Anakim (Josh. 15:13-14). Why do you think God required him to fight for what was promised? In what ways should I follow the example of Caleb today? Or should I?
7. **Discovering God's Nature** (Josh. 14:9, Heb. 6:11-12) Caleb's faith rested on God's promise—he never doubted that God would fulfill His word. How does this passage reveal God's faithfulness to those who trust Him? Do I live like I have this same certainty? Why or why not?
8.  **Strong & Courageous** (Josh. 14:12) Caleb boldly said, "Give me this mountain." How would it look in my life today to pursue God's calling with the same boldness, rather than settling for what is easy?

Lesson Five Day Ten

Memorize & Meditate

☐  Pray...for your Grace Group

☐  Memorize: _____

Lesson Five/Day Ten - Create & Share

Mapping the Journey of Faith

As we close this lesson, I want to invite you into a different way of engaging with the story of Joshua—not just as a geographical conquest but as a journey of faith, courage, and perseverance. When we look at a traditional map, we see locations pinned, battles fought, victories won, and land divided.

But what if we could map not just places but pathos—the emotions, struggles, and triumphs of faith along the way?

What if instead of just seeing a city named on a map, we could see what it felt like to stand at Jericho...

to cry out at Ai

to stand in awe as the sun stood still at Gibeon or

to step forward like Caleb and declare, "Give me this mountain"?

This is your challenge:

Create a "Map of Faith"—a visual representation of what it has looked like to be strong and courageous in Joshua 10-14.

Consider:

Highs & Lows: Use symbols, colors, or textures to show where faith was tested, where fear crept in, and where trust in God led to victory.

Moments of Courage: Highlight Gibeon's plea for help, Joshua's bold prayer for the sun to stand still, and Caleb's declaration at 85 years old.

Obedience & Consequences: How do you depict the faithfulness of Caleb versus the lingering enemies Israel failed to remove?

God's Presence: Show where God directly intervened—raining hailstones, stopping the sun, fighting for Israel.

This can be as creative as you want it to be—a physical map, a digital design, a series of journaled reflections, a timeline with emotions attached.

Be Bold—Engage With the Story!

Joshua and his generation lived these battles in real time—just like we live our own journeys of faith today.

What does your "Map of Faith" look like?

Where have you seen God move powerfully?


Where have you wrestled with fear or doubt?

Where is He calling you to step forward and claim His promises today?

Bring your creation and share as we come together in the next lesson.

Together, let's see not just the geography of your journey, but the faithfulness of the God who has walked with you every step of the way.





Joshua

Strong

&

Courageous

Lesson Six

Joshua 15:1-20:9

Faith to Possess

Do not be frightened,
and do not be
dismayed, for the
LORD your God is
with you wherever
you go.

Joshua 1:9

LET THE WORD OF CHRIST DWELL IN YOU RICHLY

COLOSSIANS 3:16



"Let the Word of Christ
dwell in you richly."

Colossians 3:16

Lesson Six Day One

Grace Group

Open with prayer then recite memory verse from the previous lesson.

Got Questions? If you have a question left unanswered or needing more clarification, this is a great time to make a note of it and share in the Q&R time following teaching.

Thinking Back to Lesson 5

DAY PAGES

- | | | |
|------|---------|--|
| 1... | 111-112 | Share something you learned, loved, or were encouraged by from the previous message and/or Grace Group time. |
| 2... | 115-116 | Share any of your notes, questions, or comments |

Share Your Responses...

- | | | |
|-------|---------|------------------|
| 3... | 117-118 | #'s 1, 6, and 7 |
| 4... | 119-120 | #'s 1, 4, and 7 |
| 5... | 121-122 | #'s 5, 9, and 10 |
| 6... | 123-124 | #'s 5, 6, and 9 |
| 7... | 125-126 | #'s 3, 8, and 9 |
| 8... | 127-128 | #'s 1, 4, and 9 |
| 9... | 129-130 | #'s 1, 4, and 8 |
| 10... | 131-132 | Create & Share |

Up Next: Teaching

We believe God hears, sees, knows, and is ready to answer us and guide us when we pray.

Pray as you transition from Group to Teaching time for our fellowship to be God-honoring and focused on His word.



You are loved and prayed for!

Lesson Six Day One

Teaching Time - Joshua 10:1-14:15 - Courage to Claim Promises

RESOURCES: [Twelve Tribes Map](#) [Listen to this Message](#)

Access these links when you open the lesson on your computer, tablet, or phone.




Watch/Listen to this message on the “Dwelling Richly” **podcast**.
Notes/Handout for this message ChurchCenter group or
LaMiradaChurch.com/DwellingRichly

Lesson Six Day One

Day by Day

Lesson overview

Use the checklist to help you plan your time with God - "TWiG Time"

<input checked="" type="checkbox"/>	<u>My Dates</u>	<u>Day</u>	
	<i>March 19</i>	1	Grace Groups & Teaching, Review Lesson 5, Joshua 10:1-14:15
			<u>READ</u> <u>WRITE</u>
<input type="checkbox"/>		2	 <u>Joshua 15:1-20:9</u> Psalm 73
<input type="checkbox"/>		3	Joshua 15:1-63 Psalm 73:1-4
<input type="checkbox"/>		4	Joshua 16:1-19 Psalm 73:5-9
<input type="checkbox"/>		5	Joshua 17:1-18 Psalm 73:10-12
<input type="checkbox"/>		6	Joshua 18:1-10 Psalm 73:13-17
<input type="checkbox"/>		7	Joshua 18:11-19:23 Psalm 73:18-21
<input type="checkbox"/>		8	Joshua 19:24-51 Psalm 73:22-25
<input type="checkbox"/>		9	Joshua 20:1-9 Psalm 73:26-28
<input type="checkbox"/>		10	Create & Share
	<i>April 2</i>	14	Grace Groups & Teaching Review Lesson 6

...Memorize & Meditate...

Whom have I in heaven but you?
And there is nothing on earth
that I desire besides you.
My flesh and my heart may fail,
but God is the strength of my
heart and my portion forever.

...Write the Word...

Psalm 73:1-28

Lesson Six Day One

My Heart to Yours...

So, when I first sat down to write this lesson, I had a moment of “What on earth have I gotten myself into?!” Joshua 15–20? Pages and pages of land allotments? City names I can barely pronounce? How am I supposed to write a thoughtful and engaging study on this?

I paused. I took a breath. I prayed. And this is what actually popped into my mind:

“Every word of God is alive and active, sharper than any two-edged sword.”

(Hebrews 4:12)

Every word. Not just the epic battles or the miraculous signs. Not just the stories that make my heart race or bring tears to my eyes. But also the boundaries, the borders, the lists of cities—every single word is alive.

So I did what I hope you will do in this lesson: I pressed in. I prayed, *“Lord, help me see what You see. Help me love this part of Your Word like You do.”*

And wow—did He answer that prayer!

I saw Caleb, at **85 years old**, still fighting giants because his faith was bigger than his fear.

I saw Achsah, boldly asking for more, because she knew her father’s heart.

I imagined a manslayer running for his life, desperate for mercy—and I saw how we, too, run to Christ for refuge.

I saw Joshua, waiting until last to take his inheritance, choosing land others rejected—and I thought of Jesus, who humbled Himself and took the lowest place for our sake.

This lesson, which at first felt like my least favorite part of history class in middle school – geographical notes – lit up and I saw what I hope you’ll see...a vibrant tapestry of God’s faithfulness—*every* city, *every* border, *every* tribe placed **exactly** where He intended – woven together to help us see Him, know Him, love Him even more.

So, as you begin this study, I challenge you: **Press in. Don’t skim. Pray for fresh eyes.**

Ask yourself:

Why did God put this here?

How does this reveal His faithfulness?

Where do I see Jesus in this?

And if you find yourself thinking, *“I don’t know how this applies to me”*—**pray**. Ask the Holy Spirit to **open your eyes to what He wants to teach you**.

I promise—if you do, you will walk away from this lesson saying, on repeat:

“But for me it is good to be near God;

I have made the Lord God my refuge,

that I may tell of all your works”

(Psalm 73:28)




I pray that you’ll enjoy this lesson with that as your desire, “to be near God” so that you will be able to “tell of all *His* works.” That’s why we’re here, after all, right?




Eyes on Him,

 **Jennifer**

Lesson Six Day Two

Memorize & Meditate

- ☐  **Pray** for your Grace Group
- ☐  **Memorize:** Psalm 73:25-26
- ☐  **Simply Read:** (See Below)

- ☐  **Write the Word:** (Starts Day 3)
- ☐  **Community:** Say “Hi!” in our group.
- ☐  **Worship:** _____

Lesson Six/Day Two – Joshua 15:1-20:9

Introduction: God’s faithfulness unfolds in every boundary line, city, and inheritance recorded in Joshua 15–20. These passages may seem like simple land divisions, but they reveal God’s precision, justice, and grace. As we study, we’ll see His hand at work—establishing His people and pointing to His greater redemptive plan.

? Ask as you dwell: How does God’s careful distribution of the land reflect His faithfulness? What does this teach me about His sovereign plan for my life?

Thinking Back...

1. **Remember & Relate:** Think back to Lesson 5. Review your notes from the message or Grace Groups. What is one insight that you are thankful for as you review Joshua 10:1-14:15?

.....

2. **Ready to Worship:** As you read and dwell through each day’s passage, use the line above (Worship) to write the name of a worship song, hymn, or chorus that come to mind. Remember, our goal is to “let the Word of Christ *dwell* in us *richly*...” Thinking about worship as you read is one way to do that!

Dwelling in the Word...

WRITE ONE question or difficulty that occurs to you after reading each passage. Also, note essentials (who, what, when, where), truths about God, repeated phrases, Torah connections or foreshadows of the New Covenant.

3.  **Day Three Reading:** Joshua 15:1-63

.....

4.  **Day Four Reading:** Joshua 16:1-9

.....

Lesson Six Day Two

5. 🖱️ **Day Five Reading:** Joshua 17:1-18

6. 🖱️ **Day Six Reading:** Joshua 18:1-10

7. 🖱️ **Day Seven Reading:** Joshua 18:11-19:23




8. 🖱️ **Day Eight Reading:** Joshua 19:24-51




9. 🖱️ **Day Nine Reading:** Joshua 20:1-9

10. 🖱️ **Create & Share** — This is a good time to look ahead to Day Ten, “Create & Share.”
! Connect today with a study buddy 😊


Lesson Six Day Three


Memorize & Meditate

- ☐  **Pray** for your Grace Group
- ☐  **Memorize:** Psalm 73:25-26
- ☐  **Simply Read:** Joshua 15:1-63

- ☐  **Write the Word:** Psalm 73:1-4
- ☐  **Community:** Share a question you have so far.
- ☐  **Worship:** _____

Lesson Six/Day Three – Joshua 15:1-63

 **Big Idea:** God's faithfulness is in the big picture of redemption down to the smallest boundary lines of our inheritance.

 **Ask as You Dwell:** How does the detailed fulfillment of Judah's inheritance strengthen my trust in God's promises?

 **Devotional:** Genesis 49:8-12; Numbers 14:24; 2 Samuel 5:1-5; Matthew 1:1-6

Dwelling in the Word...

1. **Rewind & Relate** Read Genesis 49:8-12—Judah's "family blessing" from Jacob. What did Jacob say about Judah's future? Now, read Joshua 15:1. Why is it a big deal that Judah gets their inheritance first? Dig Deeper! Read 2 Samuel 5:1-5 and Revelation 5:5 and note the incredible connection!

BONUS!! Q: How awesome is God? A: _____

2. **Mapping Judah's Territory** (Joshua 15:1-12) Time to grab your map! Look at Judah's borders and key cities like Hebron, Jerusalem, and Kiriath-Sepher. What do you notice about Judah's placement? Read Numbers 34:1-12. How do Judah's borders align with the original boundaries of the Promised Land?
3. **Psalm 73 Connection** Read Psalm 73:1-4. Asaph begins by affirming that God is good, but immediately wrestles with what seems unfair. Now, read Joshua 15:13-14. Caleb finally receives his inheritance, but it comes with a challenge—driving out the Anakim! What do these passages teach us about trusting God's goodness, even when His blessings come with battles?

LEARNING HEBREW

גְּבוּל

(guh-vhool) – Josh. 15:1 –
Boundary, border –
Highlights God's intentional placement of His people.

נָתַן

(na-TAN) – Josh. 15:13 – To
give, deliver, hand over

עֲנָק




Anakim, giants (Josh. 15:14)
– Refers to the race of
formidable warriors in
Canaan, first mentioned in
Numbers 13:33 when the
spies feared them. Caleb,
however, boldly drove
them out.




Lesson Six Day Three

-
4. **A Land of Promise Fulfilled** (Joshua 15:13-19) You know that moment when you finally get something you've been waiting for? That's Caleb's moment here. Read Joshua 15:13-14. What stands out about his inheritance? Read Numbers 14:24. Why was this specific land given to him?
5. **Facing the Giants** (Joshua 15:14) Let's talk about the elephant (or should I say giant?) in the room. Read Joshua 15:14. The Anakim were the same giants that terrified Israel in Numbers 13:33. How does Caleb's response compare to the ten spies? Read Romans 8:31. What does this teach us about facing challenges?
6. **Achsah's Bold Ask** (Joshua 15:19) Ever had the nerve to ask for something really big? Achsah did. Read Joshua 15:19. She says, "Give me a blessing." This is the only recorded instance of a woman making such a bold request in Scripture. Compare this to Judges 1:15, Genesis 32:26, and 1 Chronicles 4:10. What do these passages reveal about asking for God's blessings?
7. **Jerusalem – The City That Wasn't Conquered** (Joshua 15:63) Read Joshua 15:63. What's the deal with the Jebusites still living in Jerusalem? Read 2 Samuel 5:6-7. Who eventually takes the city, and why is this significant?
8. **God's Faithfulness in Judah's Inheritance** (Joshua 15:1-63) Read Joshua 15:1-63 with this question in mind: "What does this passage teach me about God's character?" Write down three observations.
9. **Strong & Courageous:** Joshua 15 records the fulfillment of God's promises to Judah. How does seeing God's faithfulness in the past help you trust Him for the future? What is one way you can take a step of faith today?


Lesson Six Day Four


Memorize & Meditate


- ☐  **Pray** for your family
- ☐  **Memorize:** Psalm 73:25-26
- ☐  **Simply Read:** Joshua 16:1-19

- ☐  **Write the Word:** Psalm 73:5-9
- ☐  **Community:** Connect with the group today
- ☐  **Worship** _____

Lesson Six/Day Four – Joshua 16:1-19


 **Big Idea:** The inheritance of Ephraim reminds us that our placement in God's plan is purposeful—even when we don't fully see the picture yet

 **Ask as You Dwell:** How does seeing God assign land help me trust His direction in my own life?

 **Devotional:** Genesis 48:13-20; Numbers 27:1-11; Deuteronomy 33:13-17; Isaiah 28:1-3; Acts 17:26

Dwelling in the Word...

1. **Rewind & Relate:** Ephraim's Surprising Blessing (Genesis 48:13-20) Read


 Genesis 48:13-20. What unexpected thing happened when Jacob blessed Joseph's sons, Manasseh and Ephraim? Now, read Joshua 16:1-4. How does this inheritance confirm what Jacob foretold?

2. **Mapping the Inheritance** (Joshua 16:5-9) Refer to the map of Israel you drew in Lesson Two. Locate the borders of Ephraim and key cities, including Taanath-Shiloh. What do you notice about Ephraim's placement? How might being close to Israel's worship center have shaped the tribe?

3. **Taanath-Shiloh – The Approach to Worship** (Joshua 16:6) Read Joshua 16:6. The name *Taanath-Shiloh* means "approach to Shiloh." Why might this city have been significant to those traveling to worship? Read Deuteronomy 12:5-7. How does this help us understand why location matters in God's plan?


LEARNING HEBREW

תַּאֲנַת שִׁלּוֹ


(Taanath-Shiloh) –  Approach to Shiloh (Josh. 16:6) – A city near the early worship center of Israel, showing Ephraim's proximity to God's presence.

Lesson Six Day Four

4. **God's Precision in Our Placement** Read Joshua 16:1-9 and Acts 17:26. What does this teach us about God's sovereignty over where we live and serve? How should this shape our perspective on where God has placed us?

5. **Inheritance is a Gift—Not a Right** (Joshua 16:4) Read Joshua 16:4. The Hebrew word *nachalah* means "inheritance."  How is receiving an inheritance different from earning wages? Read Ephesians 1:11-14. How does Ephraim's inheritance reflect the way we receive our inheritance in Christ?

6. **Psalm 73 Connection – Trusting God's Plan** Read Psalm 73:5-9. Asaph describes the wicked as people who seem to have no struggles. Now, read Joshua 16:1-9. Ephraim was given land near Shiloh, where the Tabernacle was set up. They were physically close to God's presence—but as history unfolds, Ephraim often strays into idolatry. What lesson does this teach us about being near God's presence without truly seeking Him?


7. **Strong & Courageous:** God placed Ephraim near the center of Israel's worship for a reason. Where has He placed you? How can you be faithful with the opportunities He's given you? 

Lesson Six Day Five

Memorize & Meditate

☐  **Pray** to want what God wants

☐  **Memorize:** Psalm 73:25-26


☐  **Simply Read:** Joshua 10:29-43


☐  **Write the Word:** Psalm 73:10-12


☐  **Community** Encourage a Grace Group member

☐  **Worship** _____

Lesson Six/Day Five – Joshua 17:1-18


 **Big Idea:** True rest is not just ceasing from battle but living in complete dependence on the One who fights for us.

 **Ask as You Dwell:** What is true rest worth to me? What am I willing to surrender—or embrace—to experience the lasting rest that only God provides?

 **Devotional:** Gen. 2:2-3, Ex. 33:14, Deut. 12:10, Ps. 62:1-2, Matt. 11:28-30, Heb. 4:8-11

Dwelling in the Word...

1. **Rewind & Relate: The Daughters Who Spoke Up** (Numbers 27:1-11)

 Read Joshua 17:3-6. Five sisters—Mahlah, Noah, Hoglah, Milcah, and Tirzah—receive an inheritance. But their story started earlier. Read Numbers 27:1-11. What did these women do that was bold? What does this reveal about God's justice and grace?

2. **Mapping the Inheritance** (Joshua 17:7-13) Look at your map and locate Manasseh's land. Notice how it spreads on both sides of the Jordan. Why is this unique? How does this position affect their challenges?

3. **"We Deserve More!"** (Joshua 17:14) What complaint do the people of Joseph (Ephraim & Manasseh) bring to Joshua? How does their attitude contrast with Caleb's request in Joshua 14:6-12?

LEARNING HEBREW

רַב

(rav) – Great, numerous, abundant (Josh. 17:14) – Manasseh claims they are “a great people” but struggles to fully claim their land. Do they trust their size, or do they trust God?

בִּרְא

(bera') – To clear, cut down (Josh. 17:15) – Joshua tells them to clear the forest to make room for their inheritance—a call to work for what God has given rather than passively expecting more

Lesson Six Day Five

4. **Clear the Forest** (Joshua 17:15-18) What solution does Joshua give to Manasseh's complaint? What does this reveal about faith and action?

5. **The Forest and the Fight** (Joshua 17:14-18). The descendants of Joseph wanted more land, but Joshua told them to clear the forests and drive out the Canaanites. Imagine standing at the edge of that dense forest, knowing giants live beyond it. What emotions would you feel? Describe what the forest represents to you spiritually. Is there something God is calling you to "clear" that seems too overwhelming? Draw, journal, or map out what it means to "clear the forest" in your own walk with God.


6. **Learning Hebrew** - בָּרָא (bera'): Clearing the Way (Joshua 17:15) The Hebrew word bera' means "to clear, cut down." Why do you think Joshua told them to clear the forest instead of giving them new land? How does this connect to our spiritual growth?

7. **Strong & Courageous:** Joshua told Manasseh to stop waiting for an easier way and start clearing the land they had. What's one area in my life where I need to stop waiting and start stepping out in faith?

Lesson Six Day Six

Memorize & Meditate

☐  **Pray** for your church

☐  **Memorize:** Psalm 73:25-26


☐  **Simply Read:** Joshua 18:1-10


☐  **Write the Word:** Psalm 73:13-17


☐  **Community:** Share an idea or insight

☐  **Worship** _____

Lesson Six/Day Six – Joshua 18:1-10


 **Big Idea:** God's promises are abundant, but they require faith and action to fully take hold. Manasseh's inheritance reminds us that hesitation, fear, or entitlement can keep us from walking in all that God has given us.

 **Ask as You Dwell:** What might be holding me back from fully stepping into what God has for me?

 **Devotional:** Numbers 33:50-56; Deuteronomy 1:21-26; Hebrews 4:1-11; Acts 17:26

Dwelling in the Word...

1. **Remember & Relate:** The Tent of Meeting (Exodus 33:7-11; Numbers 9:15-23)

 Read Joshua 18:1. What does this verse tell us about the Tent of Meeting? Where was it before this? Read Exodus 33:7-11. What was the purpose of the Tent of Meeting? How did God use it to communicate with Moses and the people? Read Numbers 9:15-23. What guided Israel in moving the Tent of Meeting, and how does this help us understand why it was now being set up in Shiloh?

2. **First Mention** – Shiloh (Joshua 18:1) This is the first time Shiloh is mentioned in Scripture, and the first time “tent of meeting” is mentioned in Joshua. Look at a Bible map to locate Shiloh. What do you notice about its location in relation to the tribes of Israel, and why might this location be important for setting up the Tent of Meeting?

3. **Delayed Obedience** (Joshua 18:3) Why do you think the seven tribes were “slack/lazy/putting off taking their land? What does Joshua's question in verse 3 reveal about their mindset?

LEARNING HEBREW

שִׁלֹה

Shiloh (“shee-lo”) (Josh. 18:1) – Meaning “to be at rest” or “to be tranquil.” From the root word “shalah.” **First mention of Shiloh.** It would become Israel's first central place of worship, where the Tabernacle and Ark of the Covenant would remain for centuries.

רָפָה

raphah – To be slack, to relax (Josh. 18:3) – Joshua rebukes the Israelites for being **slow to take possession** of the land. This word often describes a **lack of resolve or hesitation**.

Lesson Six Day Six

4. **Writing the Land – A Step of Faith** (Joshua 18:4-6) What was the purpose of sending men to survey and describe the land? How did this process require faith?

5. **Divine Appointment – Before the Lord** (Joshua 18:6-10) The phrase “before the Lord” appears here for the first time in Joshua. Where does this phrase appear again in verses 8 and 10? What does this tell us about who was truly distributing the land?

6. **Respond to one of the following:**

Joshua 18:1 *The Tent of Meeting was set up in Shiloh, becoming the center of Israel's worship for generations. Think about the role of Shiloh—why was it important for future generations?*

How can you create a “**Shiloh**” in your home—a place where God is honored and His presence is central?

Consider also **Deuteronomy 6:4-9**. What role could daily habits—prayer, worship, Scripture reading play in your family?

Joshua 18:3-6. *Joshua rebukes the seven tribes for delaying and then gives clear instructions to move forward. As a leader, what can you learn from Joshua's approach?*

How can you engage with those you lead who are reluctant, passive, or afraid to take the next step?







Consider **2 Timothy 1:6-7**.

7. **Strong & Courageous:** Joshua 18 records a pivotal moment where God's people finally moved forward in faith. What “land” in my life might Joshua urge me to step forward and claim? What is one practical step I can take this week to walk in obedience?




Lesson Six Day Seven

Memorize & Meditate

- ☐  **Pray** for patience.
- ☐  **Memorize:** Psalm 73:25-26
- ☐  **Simply Read:** Joshua 18:11-19:23
- ☐  **Write the Word:** Psalm 73:18-22
- ☐  **Community:** Respond to a prompt.
- ☐  **Worship** _____

Lesson Six/Day Seven – Joshua 18:11–19:23

 **Big Idea:** The placement of each tribe reflects His divine plan, teaching us that where He places us is not by accident, but by sovereign design

 **Ask as You Dwell:** How does God's assignment of land reveal His sovereignty in Israel's history?

 **Devotional:** Genesis 49:1-28; Numbers 26:52-56; Deuteronomy 32:8; Acts 17:26

Dwelling Well...

1. **Rewind & Relate:** (Numbers 26:52-56; Joshua 18:11) Why did God instruct Israel to divide the land this way? What does this teach us about God's role in determining their inheritance?

2. **Mapping the Tribes** (Joshua 18:11-19:23) Look at your map and locate the inheritances given to Benjamin, Simeon, Zebulun, Issachar, Asher, and Naphtali. What do you notice about their placement in relation to one another?

3. **Benjamin's Strategic Placement** (Joshua 18:11-28) What major city is included in Benjamin's land? Read Judges 19:10-15 and 1 Samuel 9:1-2. How does this city later play a role in Israel's history?

LEARNING HEBREW

מִצְפֹּן


"on the north" (mis-sa-po-wn)
Benjamin's northern border –
also means "hidden" (Ps 48:3)

רָפָה

raphah – To be slack, to relax
(Josh. 18:3) – Joshua rebukes
the Israelites for being **slow to
take possession** of the land.
This word often describes a
lack of resolve or hesitation.

Lesson Six Day Seven

4. **The Brothers Reunited** – Judah & Benjamin’s Deep Connection Read Genesis 43:8-9 and Genesis 44:30-

 34. What role does Judah play in protecting Benjamin?

What significance do you see when you consider their tribal allotments?

Now, read 1 Samuel 9:1-2 and 2 Samuel 5:1-3. What major difference do you see between the first king from Benjamin (Saul) and the later king from Judah (David)? What does this tell you about God’s unfolding plan?

5. **From Rachel’s Sons to Paul – A Redemption Thread** Read Genesis 35:16-20. What was Benjamin’s original name, and why did his father rename him? What might this foreshadow?







Now, read Philippians 3:5-8. The Apostle Paul was from the tribe of Benjamin. What do you notice about his transformation from persecutor to preacher? How does this reflect Benjamin’s story?

6. **Simeon: Swallowed by Judah** (Joshua 19:1-9) Unlike the other tribes, Simeon’s inheritance is within Judah’s land. Read Genesis 49:5-7. What did Jacob prophesy about Simeon? How is that fulfilled here?


7. **Strong & Courageous:** Each tribe received a unique place in the land—some in strong positions, others in vulnerable locations. Where has God placed me? How can I trust that His placement is for my good and His purpose?

Lesson Six Day Eight

Memorize & Meditate

- ☐ 1.  **Pray** your church family
- ☐ 2.  **Memorize** Psalm 73:25-26
- ☐ 3.  **Simply Read** Joshua 19:24-51
- ☐ 4.  **Write the Word:** Psalm 73:22-25
- ☐ 5.  **Community:** Share one insight
- ☐ 6.  **Worship** _____

Lesson Six/Day Eight – Joshua 19:24-51

 **Big Idea:** God's faithfulness is seen in both the individual inheritance of each tribe and in the larger picture of Israel as a whole. Every tribe had a unique role, and their placement in the land was divinely appointed.

 **Ask as You Dwell:** How does seeing the full picture of Israel's inheritance help me trust in God?

 **Devotional:** Genesis 49:13-21; Deuteronomy 33:1-29; Judges 18:1-31; 2 Samuel 7:8-16

LEARNING HEBREW

תִּמְנַת סֶרַח

(Josh 19:50) Timnath-Serah
(tim-nath keh'-res)

Timnath: portion
Cheres: sun

Dwelling in the Word...

1. **Reviewing the Tribes** – Refer to your map and locate all twelve tribal inheritances. What do you notice about their placement in relation to each other? What patterns stand out?


2. **Asher & Naphtali – Positioned for Influence** (Joshua 19:24-39) What do you notice about Asher and Naphtali's placement on the map? Read Isaiah 9:1-2 and Matthew 4:13-16. What incredible prophecy is fulfilled in Naphtali's land?

3. **Dan – A Struggle for Contentment** (Joshua 19:40-48) What was unusual about Dan's inheritance? Read Judges 18:1-31. How did the Danites respond to their assigned portion?

4. **A Leader's Reward** (Joshua 19:49-51) After leading Israel faithfully, Joshua finally receives his inheritance—a city in the hill country called Timnath-Serah. Unlike the other tribes, he didn't demand land first. He waited until everyone else was settled. Take a moment to imagine: If God gave you a "Timnath-Serah"—a place that reflects your journey, your calling, and your faith—what would it look like? Choose one of these ways to respond:







Lesson Six Day Eight

- ✓ **Sketch it** – Draw what your personal “Timnath-Serah” might look like. Is it peaceful? Strategic? A place of influence?
- ✓ **Journal about it** – Describe what kind of “inheritance” you’d want to receive from the Lord—not in terms of land, but in the legacy you want to leave behind.
- ✓ **Letter to Joshua** – Write a short letter to Joshua, imagining what you would say to him about his leadership, his patience, and what you admire about his faith.


5. **What Others Rejected, Joshua Received** (Joshua 19:49-51 & 17:15-18) Joshua finally receives his inheritance after ensuring everyone else has theirs. Where is his land? Now, go back and read Joshua 17:15-18. What complaint did the people of Joseph (Ephraim & Manasseh) make about this same area? Joshua willingly took the land that Ephraim rejected. Why do you think he was willing to do this? What does this reveal about his character as a leader? Now, read Philippians 2:5-8. How does Joshua’s choice remind you of Jesus and the kind of kingdom He established?
6. **Psalm 73 Connection – My Portion Forever** (Psalm 73:22-25) How does Asaph’s realization about God being his portion compare to what we see in Joshua 19?
7. **Strong & Courageous:**  The land was divided, and the people were settled—but this was just the beginning of their journey. How does seeing the full picture of Israel’s inheritance give me confidence that God is in control of my own future?


Lesson Six Day Nine


Memorize & Meditate

- ☐ 1.  **Pray** to honor God in your decisions
- ☐ 2.  **Memorize** Psalm 73:25-26
- ☐ 3.  **Simply Read** Joshua 20:1-9
- ☐ 4.  **Write the Word** Psalm 73:26-28
- ☐ 5.  **Community** How's your StudyBuddy?
- ☐ 6.  **Worship** _____

Lesson Six/Day Nine – Joshua 20:1-9

 **Big Idea:** Cities of Refuge – God's Justice and Mercy -God is both just and merciful. The cities of refuge were divinely established places where the guilty could find safety and justice, pointing us to our true refuge in Christ. As we study these cities, we'll see how they reflect God's character, His provision for His people, and His ultimate plan of redemption through Jesus..

 **Ask as You Dwell:** How do the cities of refuge reveal both God's justice and His mercy?

 **Devotional:** Exodus 21:13-14; Numbers 35:6-34; Deuteronomy 19:1-13; Psalm 46:1; Hebrews 6:18-20


LEARNING HEBREW

מִקְלָט

(mik-lawt)

"Refuge" (cities of) –
refuge, asylum, from the
root meaning "to receive"
or "to gather" – rooted in
the justice of God, the value
of human life, and the
importance of due process

Dwelling in the Word...



1.  **The Levites and the Cities of Refuge** (Numbers 35:6-7, Joshua 20:1-3) What do you notice about who owned the cities of refuge?

Why do you think God placed these cities under their care?

2. **God's Justice & Mercy – Who Could Flee?** (Exodus 21:13-14; Deuteronomy 19:1-10) What was the difference between someone who fled to a city of refuge and someone who did not qualify for refuge? How does this reveal both God's justice and His mercy?


3. **Mapping the Cities – A Path to Refuge** (Joshua 20:7-8) Look at your map and trace the order in which the cities of refuge are listed. Why do you think God arranged them this way?

Lesson Six Day Nine

-
4. **Freedom for the Guilty** (Joshua 20:6) Why did the fugitive have to remain in the city until the death of the High Priest? Read Hebrews 6:18-20. How does this point to Jesus?
5. **God's Justice System.** (Joshua 20:1-6 & Deut. 19:1-10) Imagine a society with no police force, no judges in robes, no prison system, and no jury trials. That was Israel! Yet, they still had justice, order, and protection for the innocent. How did God provide a way for justice to be carried out even though Israel had no formal legal system?
6. **The Sixth Commandment & the Cities of Refuge** (Exodus 20:13 & Joshua 20:1-9) How do the cities of refuge help Israel obey the 6th commandment while still allowing for justice to be served? Now, read Numbers 35:16-21. How did God distinguish between murder and manslaughter? What does this reveal about His wisdom in creating laws that reflect both justice and grace?
7. **Jesus, the Cities of Refuge, and the Heart of the Law** (Matthew 5:21-24 & Joshua 20:1-9) How  does Jesus expand the Sixth Commandment, "You shall not murder," beyond just physical killing? The Cities of Refuge protected someone who killed unintentionally, but what does Jesus teach about anger and hatred in our hearts? How does this challenge us in the way we approach justice and forgiveness?
8. **Psalm 73 Connection** (Psalm 73:26-28) Asaph declares that God Himself is his refuge. How does this compare to what we've learned about the cities of refuge?
9. **Strong & Courageous:** The cities of refuge were open to anyone who ran to them—but they had to take  action. What does this teach me about how I should run to Christ as my refuge?

Lesson Six Day Ten

Memorize & Meditate

☐  Pray...for your Grace Group

☐  Memorize: _____

Lesson Six/Day Ten - Create & Share

Stepping into the Story

For the Israelites, this wasn't just dividing land—it was receiving an inheritance that had been promised for generations. It was stepping into a future that required faith to claim. It was trusting that God had placed them exactly where He intended.

For some, like Caleb, it meant boldly fighting giants to claim what God had given.

For others, like Joshua, it meant waiting, serving, and taking the last portion.

For Achsah, it meant having the courage to ask for more.

For a manslayer fleeing to a city of refuge, it meant running in desperation, hoping for mercy.

Each of these moments is filled with real human emotion—hope, courage, fear, relief, boldness. And today, I want you to step into one of these stories and bring it to life in your own way

This is your challenge:

♥ Write a letter to someone in the story...

Write to Joshua: "Your patience and leadership have shown me..."

Write to Caleb: "Your faith at 85 years old challenges me to..."

Write to Achsah: "You are the kind of woman that inspires me and others..."

Write to the manslayer: "I imagine what it must have felt like to run for your life..."

Be Bold—Engage With the Story...and with one another:

After you've written your letter, share with someone in this study.

Meet up for coffee, a walk, or a phone call and share what you created.


● Discuss together:

What stood out to you in this study?


How did your creative response help you connect with the passage?


How do you see God's faithfulness in both Joshua's time and your own life?


The people in these passages **weren't just names on a list**—they were **real people, living real moments of faith and decision**. Just like them, we are called to **trust God with our inheritance, step forward in bold faith, and seek Him as our refuge**.

 Where do you see yourself in these stories?

 What battles are you fighting to claim God's promises?

 Where is He calling you to run toward refuge?

 How is He asking you to lead, like Joshua, with patience and humility?


 What have these passages meant to you in how you engage with your family or church community?

Take time to **step into the story**,

to **express what God is showing you**, and

to **share it with someone who can encourage you in your journey**.





Joshua

Strong

&

Courageous

Lesson Seven

Joshua 21:1-24:33

Choose This Day

Do not be frightened,
and do not be
dismayed, for the
LORD your God is
with you wherever
you go.

Joshua 1:9

LET THE WORD OF CHRIST DWELL IN YOU RICHLY

COLOSSIANS 3:16



"Let the Word of Christ
dwell in you richly."

Colossians 3:16

Lesson Seven Day One

Grace Group

Open with prayer then recite memory verse from the previous lesson.

Got Questions? If you have a question left unanswered or needing more clarification, this is a great time to make a note of it and share in the Q&R time following teaching.

Thinking Back to Lesson 6

DAY PAGES

- | | | |
|------|---------|--|
| 1... | 133-138 | Share something you learned, loved, or were encouraged by from the previous message and/or Grace Group time. |
| 2... | 139-140 | Share any of your notes, questions, or comments |

Share Your Responses...

- | | | |
|-------|---------|--------------------|
| 3... | 141-142 | #'s 1, 6, and 9 |
| 4... | 143-144 | #'s 1, 5, and 7 |
| 5... | 145-146 | #'s 1, 3, 6, and 7 |
| 6... | 147-148 | #'s 1, 3, and 7 |
| 7... | 149-150 | #'s 1, 4, 5, and 7 |
| 8... | 151-152 | #'s 1, 4, and 7 |
| 9... | 153-154 | #'s 1, 7, and 9 |
| 10... | 155-156 | Create & Share |

Up Next: Teaching Joshua 15-20 - "Faith to Possess"

We believe God hears, sees, knows, and is ready to answer us and guide us when we pray.

Pray as you transition from Group to Teaching time for our fellowship to be God-honoring and focused on His word.



You are loved and prayed for!

Lesson Seven Day One

Teaching Time - Joshua 15-20 || "Faith to Possess"

RESOURCES: [Twelve Tribes Map](#) [Listen to this Message](#)

Access these links when you open the lesson on your computer, tablet, or phone.



Watch/Listen to this message on the "Dwelling Richly" **podcast**.

Notes/Handout for this message in our ChurchCenter group or

[JenniferGRichmond.com](#) or [LaMiradaChurch.com/Dwelling-Richly](#)

Lesson Seven Day One

Day by Day

Lesson overview

Use the checklist to help you plan your time with God - "TWiG Time"



My Dates

Day

April 2

1

Grace Groups & Teaching, Review Lesson 6, Joshua 15:1-20:9

READ

WRITE



2

 [Joshua 21:1-24:33](#)

 [Proverbs 3](#)



3

Joshua 21:1-45

Proverbs 3:1-5



4

Joshua 22:1-20

Proverbs 3:6-10



5

Joshua 22:21-34

Proverbs 3:11-15



6

Joshua 23:1-16

Proverbs 3:16-20



7

Joshua 24:1-13

Proverbs 3:21-25



8

Joshua 24:14-28

Proverbs 3:26-30



9

Joshua 24:29-33

Proverbs 3:31-35



10

Create & Share

April 16

14

Grace Groups & Teaching Review Lesson 7

...Memorize & Meditate...

Joshua 24:14-15

"Now therefore fear the Lord and serve him in sincerity and in faithfulness. ...and if it is evil in your eyes to serve the Lord, choose this day whom you will serve...but as for me and my house, we will serve the Lord."

*NOTE: This is an abbreviated version of verses 14-15. Our focus is **meditation** – not memorization in this lesson.*

...Write the Word...

Proverbs 3:1-35

Each day, copy five verses into your journal or notebook, meditating on their meaning. take time to slow down and write out Proverbs 3 by hand—a chapter filled with wisdom for walking in the fear of the LORD with sincerity and faithfulness.

Lesson Seven Day One

My Heart to Yours...

When we first opened the book of Joshua, the call rang out clear: “Be strong and courageous...for the LORD your God is with you wherever you go.” (Josh. 1:9) And now, after walls have fallen, waters parted, idols buried, and promises fulfilled, we arrive at the place of choosing.

As you step into this final lesson, I want to say—well done. You’ve journeyed through conquest and covenant, through faithfulness and failure, and now stand in the shadow of Shechem, where Joshua draws the line:

Choose this day whom you will serve.

This study was never just about ancient cities or battle plans—it was always about your heart. The Lord has been drawing you—calling you to walk in sincerity, to serve in faithfulness, and to cling to Him above all.

And so the charge remains: Be strong. Be courageous. Choose the LORD. Not just in this lesson, but in the ordinary patterns of your life—in your time, your thoughts, your home, your habits. And when you falter (because we all do), come back. Choose again.

You’ve listened for the voice of the LORD and followed the footsteps of faith-filled leaders. And now, like Israel at Shechem, you are invited to stand and choose.

Not once. Daily. Deeply. Daringly.

Choose this day whom you will serve. Not with lip-service, but with loyalty. Not in theory, but in time and space—in the quiet of your thoughts, the rhythm of your days, the pattern of your home.

The same God who gave every promise in its place now asks for your whole heart in return. He has given you Himself—how will you answer?

Jesus still calls, *“If anyone would come after Me, let him deny himself, take up his cross daily, and follow Me.”* (Luke 9:23)

So choose this day. Not because it’s easy, but because He is worthy.

“Take my life and let it be, consecrated, Lord, to Thee.
Take my heart—it is Thine own, it shall be Thy royal throne.”

Keep your heart steadfast.




Keep choosing the LORD—again and again, until faith becomes sight.




Eyes on Him,

 Jennifer

Lesson Seven Day Two

Memorize & Meditate

- ☐  **Pray** for your Grace Group
- ☐  **Memorize:** Joshua 24:14-15
- ☐  **Simply Read:** (See Below)

- ☐  **Write the Word:** (Starts Day 3)
- ☐  **Community:** Say “Hi!” in our group.
- ☐  **Worship:** _____

Lesson Seven/Day Two - Joshua 21-24

Introduction: The journey through Joshua ends at Shechem—with fulfilled promises, faithful leadership, and a bold call to choose whom you will serve. This final lesson invites you to reflect, respond, and recommit to wholehearted obedience.

? Ask as you dwell: What does it look like to serve the LORD with sincerity, courage, and daily faithfulness in this season of my life?

Thinking Back...

1. **Remember & Relate:** Think back to Lesson 6. Review your notes from the message or Grace Groups. What is one insight that you are thankful for as you review Joshua 15:1-20:9?

.....

2. **Ready to Worship:** The “Worship” space at the top of each day is for you to note a song that comes to mind in that day’s study.

Dwelling in the Word...

Note: The “W’s” (who, what, when, where); Knowing God (character/nature of God); Covenant Connections: connections back to the “Foundational” (Old Testament.) or ahead to the “Fulfilled” (New Testament.)

3.  **Day Three Reading:** Joshua 21:1-45

.....

The W’s:

Knowing God:

Connections:

4.  **Day Four Reading:** Joshua 22:1-20

.....

The W’s:

Knowing God:

Connections:

Lesson Seven Day Two

5. 🖱️ Day Five Reading: Joshua 22:21-34

The W's:

Knowing God:

Connections:

6. 🖱️ Day Six Reading: Joshua 23:1-16

The W's:

Knowing God:

Connections:

7. 🖱️ Day Seven Reading: Joshua 24:1-13

The W's:

Knowing God:

Connections:

8. 🖱️ Day Eight Reading: Joshua 24:14-28

The W's:

Knowing God:

Connections:

9. 🖱️ Day Nine Reading: Joshua 24:29-33

The W's:




Knowing God:




Connections:

10. 🖱️ Create & Share – You'll build to Day 10 every day of this lesson Look for this at the opening of Day 3 "Choose to Serve" and "Create & Share.". Connect today with a study buddy 😊






Lesson Seven Day Three

Memorize & Meditate

- ☐  **Pray** for your Grace Group
- ☐  **Memorize:** Joshua 24:14-15
- ☐  **Simply Read:** Joshua 21:1-45

- ☐  **Write the Word:** Proverbs 3:1-5
- ☐  **Community:** Share a question you have so far.
- ☐  **Worship:** _____


Lesson Seven/Day Three - Joshua 21:1-45

-  **Big Idea:** Every promise fulfilled—God roots His faithfulness in real places.
-  **Ask as You Dwell:** What does it reveal about God's character that His promises are fulfilled in actual places and not just ideas?
-  **Devotional:** Gen. 12:1-3, Num. 35:1-8, Deut. 10:8-9, Ps. 33:4, Heb. 6:13-20, 11:13-16
-  Each day of this lesson take time to be intentional noting what you will no longer serve and how you will instead serve the LORD.
-  **Choose to Serve:** Today, I will not serve: _____
Instead, I will serve the LORD by: _____

Create & Share:

Note anything in this passage that could inspire your final "Create & Share" response

Dwelling in the Word...

-  **1. Remember & Relate: Promises Possessed** (Josh. 20:1-9) What cities were established in the previous chapter, and why were they significant? How do these geographic placements reflect God's justice and care?
- 2. Promised Portions:** (Josh. 21:1-8) Why do the Levites now come to receive their cities? What does their patient posture and timing teach us about God's provision? What does it say about God's priorities that the Levites were given no tribal territory of their own?
- 3. Sacred Space: (Josh. 21:9-42)** Map out the cities given to the Levites. Why were they dispersed rather than clustered together? How does their distribution reveal God's plan for ministry, teaching, and worship?

LEARNING HEBREW

מָנוֹס

(mah-NOSE) – Refuge (Num. 35:6, cf. Josh. 20) Though not used in chapter 21, this concept links to the Levites' mission of justice and mercy embedded within the land

כֹּהֵן

(ko-HANE) – Priest (Josh. 21:1) Levites' inheritance was not land ownership but presence and service. Their geography reflects their calling.

בֵּית יִשְׂרָאֵל




(bêt Yisra'el) – House of Israel (Josh. 21:3) only once in Joshua - covenantal identity now solidified by place. Referring to Israel as a "house" points to the unity as a people settled under God's leadership, foreshadows the idea of God's people as His household (Eph. 2:19-22).




Lesson Seven Day Three

4. **Dwelling Together:** (Josh. 21:3) The phrase “house of Israel” appears only once in the entire book of Joshua—right here. Why do you think the author uses this family-like term now, just as the Levites are being given their cities? What does it suggest about Israel’s identity and unity at this stage of the conquest?
5. **Theology in Distribution:** (Josh. 21:8, 41–42) These cities were assigned “by lot,” yet the process was led by God. How does this distribution display the mystery of God’s sovereignty working through human means?
6. **Fulfilled & Faithful:** (Josh. 21:43–45) What repeated verbs do you notice in these closing verses, and what truths about God’s covenant faithfulness do they declare?
7. **Place as Promise:** (Josh. 21:43–45; Heb. 11:13–16) How does the physical inheritance of land point toward the “better country” promised in the New Testament? How does geography in Joshua shape your understanding of heaven and hope?
8. **Strong & Courageous** – A Household Built to Serve (Josh. 21:3) The Levites received cities in the midst of every tribe. This was the moment when “the house of Israel” became a people structured and settled to serve. How is your own life being built into a household that serves the Lord?

Lesson Seven Day Four

Memorize & Meditate

- ☐  **Pray** for your family
- ☐  **Memorize:** Joshua 24:14-15
- ☐  **Simply Read:** Joshua 22:1-20

- ☐  **Write the Word:** Proverbs 3:6-10
- ☐  **Community:** Connect with the group today
- ☐  **Worship** _____

Lesson Seven/Day Four - Joshua 22:1-20

Big Idea:

Misplaced assumptions can fracture covenant unity—but zeal for God must be guided by grace.

Ask as You Dwell:

What am I assuming about others? Am I looking for ways to remember God's great work in my family's life?

Devotional:

Prov. 18:13, Matt. 7:1-5, John 17:20-23, Rom. 14:4, Gal. 6:1, Eph. 4:3

Choose to Serve:

Today, I will not serve: _____
Instead, I will serve the LORD by:

Create & Share:

Note anything in this passage that could inspire your final "Create & Share" response. What part of God's faithfulness or your own commitment stirs your heart?

Dwelling in the Word...

1. **Remember & Relate: Division** Avoided (Josh. 21:43-45) How does the previous chapter end, and what tone or expectation does that set for this new conflict? Why does it feel so jarring that tension arises after all the land has been given?

2. **Dismissed with Honor:** (Josh. 22:1-9) What does Joshua affirm about the eastern tribes before sending them home? How does their obedience model faithful service across tribe and time?

LEARNING HEBREW

שָׁבוּת

(shah-VOOT)

Return (Josh. 22:8) – This verb often appears in contexts of restoration or returning to one's inheritance. Here it reflects a coming home in both geography and spiritual responsibility.

קִנְיָה

(kin-AH) – Zeal, jealousy (Josh. 22:19) – A complex word often used to describe God's passion for His covenant (Exod. 20:5), but also Israel's zeal for purity. In this chapter, zeal can unite or divide, depending on wisdom.

חֵטָא

(chet) – Sin, transgression (Josh. 22:17, 20) – The root concept of "missing the mark," used here in reference to historical covenant failures (Baal of Peor, Achan).

Lesson Seven Day Four


3. **A Sudden Rift:** (Josh. 22:10-12) What assumptions do the western tribes make when they see the altar? Why do you think their reaction is so swift and intense?
4. **History as Warning:** (Josh. 22:13-20) What past events are brought up here (Peor, Achan)? Why are these moments used to justify their current reaction? How does fear of repeating the past both help and hurt?
5. **Character Reflection-The Eastern Tribes** How does this moment test the eastern tribes' desire to serve the LORD faithfully while living at a distance from the center of worship? What does their situation reveal about the tension between proximity and unity?
6. **Picture of Peace:** (Josh. 22:10-20) Draw or sketch two groups standing on either side of the Jordan River—one building an altar, the other readying for battle. Label the emotions, assumptions, and intentions on each side. Then, imagine how this scene could have ended if no one had spoken in humility. What made reconciliation possible?
7. **Strong & Courageous-Zeal with Understanding** (Josh. 22:12, 19) Where in your life are you tempted to react with zeal but without understanding? What might it look like to protect unity while still honoring God's holiness?

Lesson Seven Day Five

Memorize & Meditate

☐  **Pray** to want what God wants

☐  **Memorize:** Joshua 24:14-15


☐  **Simply Read:** Joshua 22:21-34


☐  **Write the Word:** Proverbs 3:11-15

☐  **Community** Encourage a Grace Group member

☐  **Worship** _____


Lesson Seven/Day Five - Joshua 22:21-34

 **Big Idea:** When we choose humility and speak truth, misunderstanding gives way to worship.

 **Ask as You Dwell:** Am I using my words to defend myself—or to build peace among God's people?


 **Devotional:**

Ps. 133, Prov. 15:1, Matt. 5:9, Eph. 4:1-6, Col. 3:12-15, James 3:17-18

 **Choose to Serve:**

Today, I will not serve: _____

Instead, I will serve the LORD by:

 **Create & Share:**

Note anything in this passage that could inspire your final "Create & Share" response. What part of God's faithfulness or your own commitment stirs your heart?

Dwelling in the Word...

1. **Remember & Relate: Words of Warning** (Josh. 22:13-20) What had the western tribes assumed about the altar? How were they trying to preserve holiness? Why do their good intentions still need course correction?



2. **Humble and Clear:** (Josh. 22:21-29) How do the eastern tribes respond to the accusations? What do you notice about the tone, structure, and theological clarity of their defense?



LEARNING HEBREW

עֵד

(eyd) – Witness (Josh. 22:27-28, 34) – This is the word the eastern tribes use to name their altar: "a witness between us and you." It reflects both testimony and accountability, not competition.

שָׁלוֹם

(sha-LOHM) – Peace (Josh. 22:33) – More than absence of conflict, this word means wholeness, harmony, restored relationship.

עֲבֹדָה

(ah-voh-DAH) – Service, worship (Josh. 22:27) – A rich word used for both physical labor and priestly service; here, it reflects the heart of the eastern tribes' altar: worship, not rebellion.

Lesson Seven Day Five

3. **The Witness Altar:** (Josh. 22:26–28, 34) Why do the tribes call the altar “a witness”? How is this different from the altar at Shiloh? What are they trying to preserve for future generations?


4. **From Division to Delight:** (Josh. 22:30–33) What changes in the western leaders when they hear the explanation? How is unity restored—and why is listening the turning point?

5. **Character Reflection** – The Gibeonites The Gibeonites once tried to preserve themselves through deceit. The eastern tribes preserved unity through truth. What does this comparison teach you about living as part of God’s covenant people?

6. **Word Reflection** – Shalom as the Outcome



(Josh. 22:33) The word shalom means more than peace—it speaks of wholeness, harmony, and restored relationship. How does this moment in Joshua 22 give us a picture of shalom? Try sketching or listing what ingredients brought about true peace in this passage (e.g., listening, humility, shared worship, understanding). What would it take to pursue shalom in a current area of tension in your life?









7. **Strong & Courageous** – Peacemaking Worship (Josh. 22:34) How can your words or actions today serve as a “witness” that you belong to the people of God? Is there a misunderstanding you need to humbly clear up in order to restore peace?





Lesson Seven Day Six

Memorize & Meditate


- | | |
|---|---|
| <input type="checkbox"/>  Pray for your church | <input type="checkbox"/>  Write the Word: Proverbs 3:16-20 |
| <input type="checkbox"/>  Memorize: Joshua 24:14-15 | <input type="checkbox"/>  Community: Share an idea or insight |
| <input type="checkbox"/>  Simply Read: Joshua 23:1-16 | <input type="checkbox"/>  Worship _____ |

Lesson Seven/Day Six - Joshua 23:1-16


 **Big Idea:** Clinging to the LORD is the only path to covenant life and lasting blessing.

 **Ask as You Dwell:** What threatens to loosen my grip on the God who has held me fast?

 **Devotional:** Deut. 7:6-11, Ps. 63:7-8, John 15:4-11, Rom. 12:1-2, 2 Cor. 6:14-18, Heb. 10:23

 **Choose to Serve:**

Today, I will not serve: _____
Instead, I will serve the LORD by:

 **Create & Share:**

Note anything in this passage that could inspire your final “Create & Share”

Dwelling in the Word...

1. **Remember & Relate: Unity Restored** (Josh. 22:34) How did the previous chapter resolve? How might that moment of restored unity make Joshua’s farewell message even more urgent and tender?

2. **Long Obedience:** (Josh. 23:1-3) What does Joshua recall about God’s faithfulness? Why does he begin with a history lesson before issuing commands?

3. **Keep and Do:** (Josh. 23:6) Why does Joshua say “keep and do” all that is written in the Law? What’s the danger of partial obedience?

LEARNING HEBREW

דבק

(*da-VAHK*) – To cling, stick closely (Josh. 23:8) – A covenant-loaded word, used in Gen. 2:24 (a man “cleaves” to his wife). Here, Israel is to *cling* to the LORD—not just believe in Him, but be bound to Him in loyal love.

Lesson Seven Day Six

-
4. **Cling to the LORD:** (Josh. 23:8) What does it mean to “cling” to the LORD? How is this different from just believing in Him?
5. **Covenant Warning:** (Josh. 23:11-13) What specific dangers does Joshua warn about? Why does he focus on separation from the nations?
6.  **A Covenant Shaped by Love and Loss:** (Josh. 23:14-16) Joshua says, “not one word has failed”—but also warns that all threatened words will be fulfilled, too. What does this teach about God’s justice and love?
7.  **Word Reflection—Cling with Covenant Loyalty** (Josh. 23:8) The Hebrew word דָּבַק (dāvaq) means to cling, cleave, or stick closely. It’s the same word used in Gen. 2:24 when a man “clings” to his wife. What does it mean to cling to God—not just believe in Him, but bind yourself to Him in loyal love? Use a chart, word web, or image to contrast clinging to God with drifting toward compromise (v.12-13). What helps you cling more tightly? What weakens your grip?
8. **Character Reflection – Caleb** Caleb “wholly followed the LORD.” How does Joshua’s call to cling to the LORD echo Caleb’s example? What would it look like for you to live that way this week?
9.  **Strong & Courageous** Picture your spiritual life as a mountain climb. You’re clipped to a rope—one end held by God, the other in your hand. What threatens your grip? What helps you hold on? Draw it, write a metaphor, or journal as if you’re mid-climb and calling out to God.

Lesson Seven Day Seven

Memorize & Meditate

- ☐  **Pray** for patience.
- ☐  **Memorize:** Joshua 24:14-15
- ☐  **Simply Read:** Joshua 24:1-13
- ☐  **Write the Word:** Proverbs 3:21-25
- ☐  **Community:** Respond to a prompt.
- ☐  **Worship** _____

Lesson Seven/Day Seven - Joshua 24:1-13

Big Idea:

God's covenant faithfulness is rooted in real places, real people, and real promises fulfilled.

Ask as You Dwell:

What story is God telling through the map of my life—and how am I responding to His grace?

Devotional:

Gen. 12:1-7, Exod. 3:7-10, Deut. 6:10-12, Ps. 78:1-7, Acts 7:2-5, Rom. 2:4

Choose to Serve:

Today, I will not serve: _____

Instead, I will serve the LORD by:

Create & Share:

Note anything in this passage that could inspire your final "Create & Share"

Dwelling Well...

1. **Remember & Relate:** (Josh. 23:8-11) How does Joshua's final speech lead directly into this gathering? Why might he begin this covenant renewal by recalling their collective past?

2. **Shechem on the Map:** (Josh. 24:1) Look at Shechem on your map (Gen. 12, Josh. 20). What events happened here before? Why do you think Joshua calls all the tribes to this place?

LEARNING HEBREW

שָׁכֶם

(*sha-KHEM*) – Shechem (Josh. 24:1) – A significant covenant site in Genesis (see Gen. 12:6-7; 35:4). This location carries covenantal memory—where Abraham first heard God's promise and where Jacob buried idols. Now Joshua calls Israel back here to renew their loyalty.



נָתַן

(*naw-TAHN*) – To give (Josh. 24:3-13) – Repeated throughout this passage to highlight that everything Israel received—land, leaders, victories—was given, not earned.

צָעַק







(*tso-AHK*) – To cry out (Josh. 24:7) – Describes Israel's cry in Egypt, linking this covenant moment back to God's faithful response to suffering and deliverance

Lesson Seven Day Seven

-
3. **God the Giver:** (Josh. 24:3-13) Count how many times God says “I gave...” or “I sent...” What does this repetition teach us about who the true hero of Israel’s story is?
4. **Theology in Geography:** (Josh. 24:3-13) This recounting spans Ur, Egypt, the Red Sea, the wilderness, Jericho, and beyond. How does geography shape this testimony of God’s work?
5. **What God Has Done:** (Josh. 24:6-13) Make a list of all the actions God takes in these verses. What do these verbs reveal about His character?
6. **Character Reflection – Rahab**  As Joshua retells Israel’s history, how might Rahab have heard this story? She was part of Jericho—and yet brought into the covenant. What does this say about God’s grace?
7. **Word Reflection – Grace That Gives**  (Josh. 24:1-13) Read Ephesians 2:8-9. The Hebrew word *nātan* means “to give.” In these verses, God uses it repeatedly: “I gave him Isaac... I gave you a land... I gave you a victory.” What does this repetition reveal about God’s role in Israel’s story? Create a two-column chart: one side titled “What God Gave”, the other “What Israel Did.” How does this reflect the theology of grace and sovereignty—especially in light of Ephesians 2:8-9? What does this mean for you as you think about your relationship in coming to Christ in the very beginning and even your ongoing relationship with Christ today?
8. **Strong & Courageous-Testify from the Terrain**  (Josh. 24:1-13) Joshua doesn’t just preach—he points to places. What “locations” in your life tell the story of God’s faithfulness? Where have you buried idols, crossed rivers, seen walls fall?

Lesson Seven Day Eight

Memorize & Meditate

- ☐ 1.  **Pray** your church family
- ☐ 2.  **Memorize** Joshua 24:14-15
- ☐ 3.  **Simply Read** Joshua 24:14-28
- ☐ 4.  **Write the Word:** Proverbs 3:26-30
- ☐ 5.  **Community:** Share one insight
- ☐ 6.  **Worship** _____

Lesson Seven/Day Eight - Joshua 24:14-28

Big Idea:

God has been faithful—now it's your turn to choose.

Ask as You Dwell:

Is my commitment to the Lord rooted in reverent surrender—or spiritual convenience?

Devotional:

Exod. 19:4-8, Deut. 10:12-22, 1 Sam. 12:20-24, Matt. 6:24, Luke 9:23-26, Rev. 3:15-20

Choose to Serve:

Today, I will not serve: _____

Instead, I will serve the LORD by:

Create & Share:

Note anything in this passage that could inspire your final "Create & Share"

Dwelling in the Word...

1. **Remember & Relate: Grace Before Obedience** (Josh. 24:1-13) Why does Joshua rehearse God's saving acts *before* calling for commitment? How does this reflect the gospel pattern of grace before obedience? What place does reviewing God's saving acts have in your life today?



2. **Choose This Day:** (Josh. 24:14-15) What does Joshua say about fearing and serving the LORD? What does it mean that we must choose—not once, but every day—whom we will serve?

3. **"As for Me and My House":** (Josh. 24:15) Joshua doesn't just speak for himself—he speaks as a leader of his household. What does this reveal about spiritual leadership in the home?

LEARNING HEBREW

יָרָא

(yah-RAY) – To fear (Josh. 24:14) – Often misunderstood, this word conveys awe-filled reverence, not terror. To "fear the LORD" is to stand in awe of His holiness and authority.

עָבַד

(ah-VAHD) – To serve (Josh. 24:14-15) – This root appears six times in just two verses. It includes the idea of worship, labor, and allegiance. Serving the LORD is total-life devotion.

בָּחַר

(bah-CHAR) – To choose (Josh. 24:15, 22) – This is the language of covenant loyalty. It isn't casual or one-time—it's a deliberate, identity-shaping decision.

Lesson Seven Day Eight

4. **A Holy Tension:** (Josh. 24:16–20) Why does Joshua warn the people that they can't serve the LORD? What does this reveal about God's holiness—and the danger of superficial religion?

5. **The People's Pledge:** (Josh. 24:21–24) The people repeat their commitment. How does Joshua reinforce it? Why do you think he make them say it out loud and bind it in writing?


6. **Word Reflection** (Josh. 24:15, 22; Luke 9:23) Joshua calls Israel to make a defining decision: “Choose (בָּחַר/bachar) this day whom you will serve.” Create a simple decision tree or diagram showing what it looks like to serve the LORD alone versus serving the gods of comfort, fear, pride, or convenience. Then reflect on Luke 9:23. What does it mean to make this choice not just once—but daily?

7. **Word Reflection** (Josh. 24:14–24) עָבַד ('āvad) –The word 'āvad appears repeatedly in Joshua 24—it's the heartbeat of the chapter. This kind of “service” isn't just external work; it's total allegiance, devotion, and worship. Make a three-part list or visual:

(1) What I once served (idols, fears, patterns) (2) What I now serve (the LORD alone) (3) What serving Him looks like this week (4) How does this redefine worship—not just as singing, but as surrender?







8. **Character Reflection: Achan** Joshua warns that God will not overlook rebellion. Think back to Achan and how he served greed in secret. How is Achan's rebellion a reminder to you today?

9. **Strong & Courageous** – Choose This Day (Josh. 24:15, 22) What will it mean for you to serve the LORD in sincerity and faithfulness today? Where are you tempted to hedge your loyalty or delay obedience?



Lesson Seven Day Nine

Memorize & Meditate

- ☐ 1.  **Pray** to honor God in your decisions
- ☐ 2.  **Memorize** Joshua 24:14-15
- ☐ 3.  **Simply Read** Joshua 24:29-33
- ☐ 4.  **Write the Word** Proverbs 3:31-35
- ☐ 5.  **Community** How's your StudyBuddy?
- ☐ 6.  **Worship** _____

Lesson Seven/Day Nine - Joshua 24:29-33

Big Idea:

Faithful servants die, but the covenant story continues.

Ask as You Dwell:

What will be said of my life when I am gone—and how will I carry the faith forward now?

Devotional:

Gen. 50:24-26, Deut. 34:5-12, Ps. 145:4-7, John 12:24-26, 2 Tim. 4:6-8, Heb. 11:13-22

Choose to Serve:

Today, I will not serve: _____
Instead, I will serve the LORD by:

Create & Share:

Note anything in this passage that could inspire your final “Create & Share”

Dwelling in the Word...

1. **Remember & Relate: Public Commitment, Private Legacy** (Josh. 24:14-28) After Israel renews their covenant and sets up a stone of witness, what happens next? What do you think is significant in lingering over the deaths and burials of Joshua, Joseph, and Eleazar?
2. **Joshua the Servant:** (Josh. 24:29-31) How is Joshua remembered? What legacy did he leave, and how does the phrase “the servant of the LORD” connect him to Moses?
3. **The Bones of Joseph:** (Josh. 24:32; Gen. 50:24-26) Why did Joseph ask for his bones to be carried out of Egypt? What does their burial in Shechem symbolize?

LEARNING HEBREW

עצם

(EH-tsem) – Bone, self, strength (Josh. 24:32) – The word for “bones” also carries the meaning of substance and identity. Joseph’s bones are more than remains—they are a testimony of hope in God’s promises.

קבר

(kah-VAR) – To bury (Josh. 24:29, 30, 32, 33) – This verb appears four times here. Burial in the land was deeply theological—it declared belonging, inheritance, and resurrection hope.

נחלה


(nah-cha-LAH) – Inheritance (Josh. 24:30, 32) – Appears again as the land becomes the resting place of both bones and promises.

Lesson Seven Day Nine

4. **Geography of Fulfillment:** (Josh. 24:32) Where is Joseph buried? Look at your map. Why does it matter that the bones return to Shechem? How does this fulfill Genesis and tie into covenant geography?
5. **Eleazar the Priest:** (Josh. 24:33) Why is Eleazar's burial included here? How does the priestly line's transition signal the continuity of worship in Israel?
6. **"A Stone and a Story"** Choose one of the figures—Joshua, Joseph, or Eleazar. Write a first-person journal entry as if you were them, reflecting on your life's purpose and what you hope those who follow you will carry forward.
7. **Character Reflection** – Looking back at Rahab, Achan, the Gibeonites, Caleb, the Eastern Tribes, and the house of Israel—who do you most identify with in this season of your life? What does their story teach you about serving the LORD now?
8. **Word Reflection-Bones that Preach** (Josh. 24:32) **עצם** (etsem) Refers to bones—but it also means essence, strength, or identity. When Joseph's bones are finally buried in Shechem, it's more than a burial. It's a testimony: "God keeps His promises." Reflect visually by sketching a tombstone or memory marker. Inside it, write a phrase that sums up your spiritual identity. What would your bones say about your faith? What message will your life leave when you're gone?
9. **Strong & Courageous-Pass It On** (Josh. 24:31-33) The generation who knew Joshua served the LORD—but others would come after. What are you doing now to shape the legacy of faith in your home, your church, your world?.

Lesson Seven Day Ten

Memorize & Meditate

☐  Pray...for your Grace Group

☐  Memorize: Joshua 24:14-15

Lesson Seven/Day Ten - Create & Share

Joshua called the people to a covenant choice—at Shechem, in the shadow of fulfilled promises and buried idols. But his words are not just for them. They are for us.

Jesus echoes the same invitation—but with even deeper weight:

“If anyone would come after Me, let him deny himself and take up his cross daily and follow Me.” — *Luke 9:23*

To serve the LORD means to turn from every other master—comfort, ambition, distraction, self—and give yourself fully to the King who gave Himself fully for you. This isn’t about adding God to your schedule. This is about naming Him Lord over *everything*.

This final day is your opportunity to creatively declare:

- What God has taught you in Joshua
- What you’re leaving behind
- And what it means to serve Him in your real, ordinary, busy, present-day life

Instructions:

You’ve spent nine days choosing whom you will *not* serve—and declaring how you *will* serve the Lord. Now take all that God has stirred in you and give it shape through creative expression. Choose a format that reflects your heart and style. Here are some ideas, or ideas or create your own:

- **Declaration Art:** Design a visual expression of Joshua 24:15 and your own commitment. Use art, photography, calligraphy, or digital design.
- **Testimony Letter or Covenant Commitment:** Write a personal pledge or letter expressing your decision to serve the LORD. What does this mean for your daily habits, relationships, and mindset?
- **Faith Journey Map:** Draw or annotate your journey through this study or your life. Show where God met you, what idols were surrendered, and where He’s leading you now.
- **Spoken Word, Psalm, or Song:** Write a response poem, worship song, or reflective prayer declaring your surrender and service to the Lord.
- **Legacy Project:** Create a family motto, “stone of witness,” or set of values rooted in Scripture to lead future generations.
- **First-Person Narrative:** Reflect through the eyes of Joshua, Joseph, or someone in the crowd at Shechem—what do you see, feel, choose?

And then...



Lesson Seven Day Ten

As you create, consider...

Serving the LORD in sincerity and faithfulness doesn't require adding more to your schedule—it requires surrendering all of it. Consider these practical reflections:

- What does it mean to serve the LORD at home?
 - *With your tone, time, and tenderness.*
- What does it mean to serve the LORD at work?
 - *With integrity, humility, and diligence.*
- What does it mean to serve the LORD with your calendar?
 - *With margin, prayer, and priority on worship.*
- What does it mean to serve the LORD with your thoughts?
 - *Casting down comparison, resentment, distraction.*
- What does it mean to serve the LORD with your community?
 - *Using your gifts, presence, and grace to build up the Church.*

Let this final act of Create & Share be a stake in the ground.
Like Joshua, say it aloud, say it boldly:

*As for me and my house,
we will serve the LORD*

Joshua

Strong

&

Courageous

Closing Session

Do not be frightened,
and do not be
dismayed, for the
LORD your God is
with you wherever
you go.

Joshua 1:9

LET THE WORD OF CHRIST DWELL IN YOU RICHLY

COLOSSIANS 3:16



"Let the Word of Christ
dwell in you richly."

Colossians 3:16

Closing Session

Grace Group

Open with prayer then recite memory verse from the previous lesson.

Got Questions? If you have a question left unanswered or needing more clarification, this is a great time to make a note of it and share in the Q&R time following teaching.

Thinking Back to Lesson 7

DAY PAGES

- | | | |
|------|---------|--|
| 1... | 159-160 | Share something you learned, loved, or were encouraged by from the previous message and/or Grace Group time. |
| 2... | 161-162 | Share any of your notes, questions, or comments |

Share Your Responses...

- | | | |
|-------|---------|-----------------------------------|
| 3... | 163-164 | #'s "Choose to Serve" and 1, 6, 8 |
| 4... | 165-166 | #'s 1, 5, and 7 |
| 5... | 167-168 | #'s 2, 6, and 7 |
| 6... | 169-170 | #'s 3, 6, 7, and 9 |
| 7... | 171-172 | #'s 2, 6, and 7 or 8 |
| 8... | 173-174 | #'s 1, 4, and 8 |
| 9... | 175-176 | #'s 3, 4, and 8 |
| 10... | 177-178 | Create & Share |

Up Next: Teaching Joshua 22-24 - "Choose this Day"

We believe God hears, sees, knows, and is ready to answer us and guide us when we pray.

Pray as you transition from Group to Teaching time for our fellowship to be God-honoring and focused on His word.



You are loved and prayed for!

Closing Session

Teaching Time - Joshua 21-24 || Choose this Day

Joshua 21:1-45 || Every Promise Fulfilled

כֹּהֵן (ko-HANE)—priest.

בֵּית יִשְׂרָאֵל—bêt Yisra'el, the house of Israel.

נָתַן (nātan)—to give appears three times in those verses:

The LORD gave _____.

The LORD gave _____.

The LORD gave _____.

Joshua 22:1-20 || Misplaced Assumptions/Fractured Unity/Zeal Guided by Grace

שָׁבוּת (shah-VOOT)—to return.

חֵטָא (chet)—sin

קִנְיָה (kin-AH)—a passionate, almost jealous devotion

Joshua 22:21-34 || Choose humility/Speak truth

עֵד (eyd)—witness.

עֲבֹדָה (ah-voh-DAH)—service, worship.

שָׁלוֹם (shalom)—peace.

Joshua 23:1-16 || The only path to covenant life and lasting blessing.

דָּבַק (da-VAHK)—to stick, to cleave, to be inseparably joined.

Joshua 24:1-13 || : God's covenant faithfulness in real places, people, and promises

שֶׁכֶם (sha-KHEM)—Shechem.

נָתַן (nātan)—to give—He gave Abraham a son.

צָעַק (tsa-AHK)—to cry out in desperation, in anguish.

Closing Session



Joshua 24:14-28 || God has been faithful—now it's your turn to choose.

Cities of Refuge (מִקְלָט) reveal God's justice and mercy.

Jesus is our better miklat—our refuge and high priest.

No one is too far from grace. The gates are open.

1. "Fear the LORD..." (v. 14) יָרָא (yah-RAY)—to fear.
2. "...and serve Him in sincerity and faithfulness." עָבַד (ah-VAHD)—to serve
3. "Choose this day whom you will serve..." (v. 15) בָּחַר (bah-CHAR)—to choose.

Joshua 24:29-33 || Faithful servants die, but the covenant story continues.

נַחֲלָה (nah-cha-LAH)—inheritance.

עֵצָם (EH-tsem)—bone

קָבַר (kah-VAR)—to bury

Call:

Christ is risen. The tomb is empty. The promise still stands.

Response:

We choose this day to serve the LORD.

Not by fear, but by faith.

Not in our strength, but in His resurrection power.

Call:

We are His people.

We are His witnesses.

We are His servants.

Response:

We will not shrink back.

We will not forget the promise.

We will remember what God has done.

Call:

As for me and my house...

Response:

We will serve the LORD!

Watch/Listen to this message on the "Dwelling Richly" **podcast**.

Notes/Handout for this message in our ChurchCenter group or

🔗 JenniferGRichmond.com or 🔗 LaMiradaChurch.com/Dwelling-Richly

Closing Session

My Heart to Yours...

As we come to the final page of this journey through Joshua, my heart is full.
Full of gratitude—for the joy of walking in the Word together.
Full of wonder—for the ways God has met us on every page.
Full of awe—for a Savior who leads us faithfully, one promise at a time.
This isn't just the end of a study—it's a holy moment of remembrance.

We've stood at the Jordan. We've marched around Jericho. We've claimed inheritance, wrestled with hard truths, and seen grace in unexpected places.
We've lingered with *Rahab*, bold and believing, who chose mercy over fear.
We've walked with *Achsah*, who asked for more because she knew the heart of her father.
We've admired *Caleb*, whose strength was not in his age, but in his unwavering trust.
We've learned from *Joshua*, who stood with quiet courage and called a people to choose.
And we've seen *Jesus*—in every victory, every act of mercy, every fulfilled promise.

But here's something I hope you don't miss: the timing of all of this.
The people of Israel crossed the Jordan in the springtime of the year—just as the season of Passover approached. And within days, they celebrated First Fruits in the land God had promised.

Going forward, I pray that as you remember the cross and celebrate the resurrection, you know more deeply how you are walking in step with the ancient calendar God gave His people—a calendar that taught them to look back at His faithfulness and to look forward to their Messiah.

He gave them time-markers to teach them trust. And He still does.

Just as First Fruits pointed to Jesus' resurrection, so every promise in Joshua points to our greater Joshua—Jesus, who leads us not merely into Canaan, but into new creation, into eternal rest, into a kingdom that cannot be shaken.

So as this study closes, I invite you to mark this moment on your calendar but also in your heart.

Let it be a spiritual altar. A "witness," like the tribes built by the Jordan. A testimony that in this season, you listened, you wrestled, you grew, you chose again to serve the LORD. Because the story of Joshua isn't over. It continues in you.

Cling to the LORD—דָּבַק (da-VAHK).

Live with that holy awe—יָרָא (yah-RAY).

Serve Him with your whole life—עָבַד (ah-VAHD).

And remember: the tomb is still empty. The promise still stands.
The calendar may move on—but Jesus remains the center and it is because of this truth that we can truly be always, strong and courageous.

Eyes on Him,

 Jennifer