

# Exodus- Deuteronomy

Saved &  
Set Apart

## Lesson Two

שְׁמַע יִשְׂרָאֵל

Hear, O Israel

יְהוָה אֱלֹהֵינוּ

the LORD our God

יְהוָה אֶחָד

the LORD is one

וְאַהַבְתָּ אֵת

and you shall love

יְהוָה אֱלֹהֶיךָ

Yahweh, your God

בְּכָל לִבְבְּךָ

with all your heart

וּבְכָל נַפְשְׁךָ

with all your soul

וּבְכָל מְאֹדְךָ

with all your strength



"Let the Word of Christ  
dwell in you richly."

Colossians 3:16

# Lesson Two Day One

## ...Welcome...

Today, we'll be reflecting back on the passages we read in the previous lesson which was a "fly-over" all of Exodus and portions of Leviticus and Numbers.

## ...Quiet Time...

Transition in peace from your busy day and give your heart and mind a chance to pause and reflect. Respond to the following or simply use this time to pray.

*Please silence your phones and refrain from talking during this time.*

1. **Reflect...**What stands out to you as a word, idea, or concept you learned going through this past lesson? OR... What are you hoping to gain from this Bible study?
2. **Grow...**What does it look like in your life to "let the Word of Christ dwell in you richly?" How is this approach different than "doing" Bible study?
3. **Get Ready...**Review the questions below and prepare for Grace Groups.

## ...Grace Group...

Our time to share with, hear from, and pray for one another.

You can review Grace Group guidelines on page 8 of the Introduction.

If you didn't answer a question from the previous lesson, please let others share first.

Open with Prayer - pass the Prayer Journal

**Day 1 Growing Together** - Share a point from the previous message, "Dwell, Don't Do Bible Study" that was helpful or interesting to you. (Less. 1/pg. 19)

Share the responses you wrote to the following prompts:

**Day 2** pg. 22 #s 5 and 6

**Day 3** pg. 24 # 5

**Day 4** pgs. 25-26 Share anything you found interesting or a question you had

**Day 5** pgs. 27-28 Share a truth about God that stood out to you

**Day 6** pgs. 29-30 Can you relate to Moses as you read these passages? How so or not?

**Day 7** pgs. 31-32 As you've been reading have you noticed events, people, ideas that are different from the way you imagined them or different from how they've been portrayed in movies?

**Day 8** pgs. 33-34 Do you find it difficult to see and understand God better as you study? How so or not? What is helpful for you to keep your focus on knowing God even in challenging passages?

**Day 9** pgs. 35-36 How have you seen the theme of "Saved & Set Apart" in these passages/

### Day 10 Create & Share

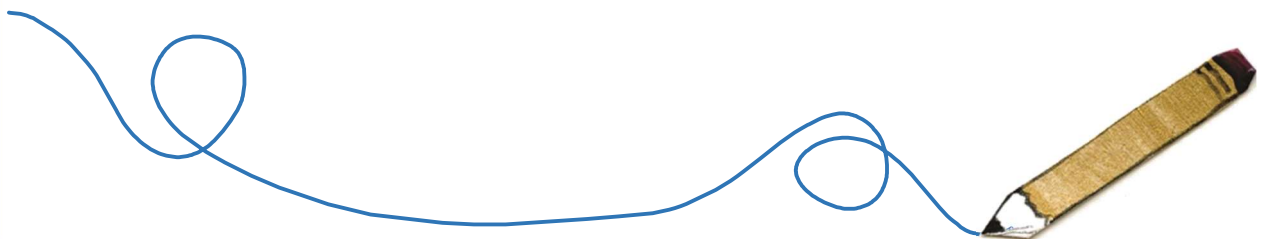
If you need prayer, we would love to pray with you. You can also share prayers in our Dwelling Richly community group on the app. Ask your leader for help. If you need Pastoral Care, please reach out to Pastor Jennifer who is available to meet with you for special needs and focused time together.

# Lesson Two Day One


## ...Teaching Time...

### Lesson One Review

Watch or listen to this teaching session on the *Dwelling Richly* podcast (iTunes, Spotify, any podcast app) or on [YouTube.com/c/JenniferRichmond](https://www.youtube.com/c/JenniferRichmond)



## ...My Heart to Yours...



One of my favorite musicals is "The King and I" which is based on the true story of a young widow who takes a position as the private teacher for the King of Siam and all his children. She arrives from England in Siam with her son ready to bring her love of learning to the royal family. The light of her enthusiasm is dimmed when she realizes that her customs and sensibilities are very different from those in Siam. So, she must take the time to get to know her students, to understand the way her new home works, and to know even the king she now works for.

In the musical she sings a delightful song, "Getting to Know You" as she sways around the stage from child to child - playfully inviting them to do the same - to get to know her. Like her to the children and the children to her understanding one another comes one moment at a time when bit by bit can be revealed.

As I read Exodus I imagine YHWH singing in sense to me. Across the millenia through the pages in my Bible and in my heart as I read - I hear His song...

*...I have seen - He calls to me as I pray with an aching heart...*

*...I have heard...He sings over me as I long to hear more from Him...*

*...I know.....He assures me as I ask again if He does.*

When He meets Moses in the peculiar bush that burns without being consumed...  
I hear the consuming strength in His strong voice...

*...you are on Holy ground*

When He reveals His name - **YHWH** - I hear His Oneness echo through eternity...

*...this is My name forever*

The accounts we are journeying through in this study are God's "Getting to Know Me" song. It is God revealing Himself to us one note and chorus as a time...one moment, one miracle, one festival, one deliverance, one sacrifice, one demonstration of salvation at a time...who is He?

*I am YHWH...*

And it is because of what He did for them 35000 years ago and for me today

*...that I can know Him as the God who*

*...was*

*...and is*

*...and will be...*

My God and My King...

the one who saved and set apart those who would answer His song and respond to His call.

Getting to know Him is the greatest thing I - that we - will ever do and I'm delighted to do that with you today. May we "glory in His holy name" and may our hearts live always to seek Him.

Eyes on Him,

 *Jennifer*

# Lesson Two Day One

## ... Day by Day...

Use this lesson outline to organize your study rhythm.

**TIP:** Write in the date you plan to complete each day.

 Take a photo of this chart. Use it to help you study if you don't have your lesson handy.

<input checked="" type="checkbox"/>	<u>My Dates</u>	<u>Day</u>	<u>Content</u>
<input type="checkbox"/>	<u>September 19 or 20</u>	1	Grace Groups & Message <u>READ</u> <u>WRITE</u>
<input type="checkbox"/>	_____	2	Ex. 1:1-14:31                      -----
<input type="checkbox"/>	_____	3	Ex. 1:1-2:25                      Ps. 105:1-7
<input type="checkbox"/>	_____	4	Ex. 3:1-4:32                      Ps. 105:8-13
<input type="checkbox"/>	_____	5	Ex. 5:1-7:13                      Ps. 105:14-19
<input type="checkbox"/>	_____	6	Ex. 7:14-10:20                      Ps. 105:20-27
<input type="checkbox"/>	_____	7	Ex. 10:21-12:32                      Ps. 105:28-33
<input type="checkbox"/>	_____	8	Ex. 12:33-13:16                      Ps. 105:34-41
<input type="checkbox"/>	_____	9	Ex. 13:17-14:31                      Ps. 105:42-45
<input type="checkbox"/>	_____	10	Create & Share

### ...Memorize & Meditate...

Psalm 105:3-4

Glory in His holy name;  
let the hearts of those  
who seek  
the LORD rejoice.  
Look to the LORD  
and His strength;  
seek His face always.  
(NIV)

### ...Write the Word...

Psalm 105

There are pages included at the end of this lesson for you to write all of Psalm 105. Choose any version that you enjoy reading NIV, ESV, NET, etc. At the end of the study, you'll have written several passages - entire chapters! - of the Bible.

#### Did you know...

Benefits of handwriting:<sup>1</sup>

- Increased neural activity in your brain
- Improved memory
- Engages your brain's vital neural pathways
- Sharpens the mind as we age
- Improves comprehension
- Cross-training both hemispheres of the brain
- Calming and therapeutic

Short on Time? Answer these:



Writing God's Word is a powerful way to "let the Word of Christ dwell in you richly."



Want More? Dwelling Deeper moments are at the end of the lesson.

<sup>1</sup> <https://www.topeducationdegrees.org/proven-reasons-to-write-by-hand/>

# Lesson Two Day Two

## Memorize & Meditate

### ...Dwell in the Word...

There is a *rhythm and flow* in each day of this lesson - *Pray...then Meditate...Simply Read...then Read & Engage*. You can do one, two, or all three of these. Each is designed to give you focused time with God and His Word - we call this "*TWIG Time*." This is **Day Two** - a 'fly-over' of the passages we will be dwelling deeper into over the next several days. Refer back to page 10 in this study to review the rhythm and flow of each day.



- Pause & Pray.** You are part of a *community of women* dwelling together in God's Word. Pray for us to love and dwell with humble hearts..
- Memorize & Meditate.** Write this lesson's memory verse and verse reference in the box above. Meditate on the verse as you practice memorizing it every day.
- Simply Read.** You can "simply read" the passage. Today we are reading: **Exodus 1:1-14:31** **HINT:** Read from various translations for perspective and help in understanding. (See page 7.)

### ...Read & Engage...

**Today's Goal:** to see the arc of what God is doing and to know Him better. Look for repeating words and phrases, strong adjectives, and any actions or events you are curious about . As you read highlight the names of **people** (brown) and **places** (green) (see pg 7.)

*Maps are included at the end of this lesson also accessible online on the lesson resource page.*

#### 1. Read & Summarize Exodus 1:1-2:25

Find **Egypt** and **Midian** on a map.

#### 2. Read: Exodus 3:1-4:31 – What are two events that surprised you in this passage? Find **Horeb** on a map.

#### ...Smart Start...

Some find this day to be difficult - it's hard to just read without digging deeper. Maybe you find it tedious to re-read a passage. **What is the mission** of this Bible study?...that we would "*dwell*" in our time with God which is a shift from "doing" Bible study. We can dwell better by learning to study - reading and re-reading is part of that process. **My heart** is to equip you to truly know the Word. Embrace this opening day with a humble spirit open to what God has to teach you. Allow this day to be time to read and make some simple observations and not go too deep...not yet. That begins tomorrow. ♥

# Lesson Two Day Two

---

3. **Read** Exodus 5:1-7:13. - Note repeated words/phrases. What do you notice about the nature of God in this passage?


4. **Read** Exodus 7:14-10:20. - What do you notice about Pharaoh in this passage?

5. **Read** Exodus 10:21-12:30. Draw an image that best summarizes this passage:

6. **Read** Exodus 12:31-13:16. Write two questions about what you've read.

1)

2)



7. **Read & Summarize** Exodus 13:17-14:31. Note repeated words/phrases:

The theme of the study is "Saved & Set Apart" How is that theme illustrated in this passage?



# Lesson Two Day Three


## Memorize & Meditate

A Dwelling  
Richly day flows  
like this...

### ...Dwell in the Word...

- Pause & Pray:** Ask God to give you a **clear, focused** mind as you dwell in His Word.
- Memorize & Meditate:** Write the verse in **RED**.
- Simply Read:** Exodus 1:1-2:25 **TIP:** Read and compare various translations.
- Write the Word:** Write Psalm 105:1-7 in a journal or the pages included at the end of this lesson.

### ...Read & Engage...

Short on Time? Answer these: 

 Want More? Dwelling Deeper at the end of the lesson.

1. **How'd We Get Here?** Read the following passages. How is this background helpful in understanding the opening of the Exodus account? Note key people and places in each passage - you'll refer back to this in Q#2.



Genesis 12:1-3

Genesis 47:5-11, 27

Genesis 15:13-16

Genesis 50:22-26

Write the final two words of Genesis:

\_\_\_\_\_

How has the Israelites' lives changed from Genesis 50 to Exodus 1? From Exodus 1:1 to 1:7?

2. **No, really... how'd we get here?** Refer to a map of the area to see how the land is laid out and to become familiar with the area we'll be traveling through in this study. Note the following on the map:

Egypt       Goshen       Midian       Canaan       Mt. Horeb

About how far do you estimate it was from Egypt to Midian?

*Since the Bible doesn't say and there are various opinions on the exact location of Midian, just make your own best guess.*

# Lesson Two Day Three

3. **Pharaoh or Fear-oh?** Describe the "new king" who has come to power. For each passage note details about what he's like, what he does, to whom he speaks, his defining qualities, etc.

1:8-14

1:15-18

1:22

4. **Call the Midwives.** Give details from the point of view of a midwife about what happened in 1:15-21. What were their defining qualities?

## LEARNING HEBREW

תַּבָּה

(tay-baw') Exodus 2:3

**Meaning:** ark, basket

This word only occurs one other time in the Bible. Based on its meaning, can you guess where? **Hint:** it's in Genesis.

5. **What's in a Name?** Who is named and unnamed in today's passages. Why do you think this is noteworthy?

Unnamed:

Named:

Noteworthy because...

HINT: keep an eye out for names coming up in chapter 6.

6. **Meeting Moses.** Compare Exodus 2:1-22 and Acts 7:20-29. Note key details below. What stands out to you personally as an incredible part of this account?

How old was Moses when he fled to Midian?

7. **Moses' Motivations?** What do you think Moses is motivated by in these encounters?

Ex. 2:11-12; Acts 7:23-26

Ex. 2:13-15; Acts 7:27-29a

Ex. 2:16-20

Ex. v. 21-22

8. **Family Ties.** Compare Moses' family in 2:1-10 and 2:16-22.

9. **Saved & Set Apart.** What do you learn about the nature of God in Ex. 2:23-25?



# Lesson Two Day Four

## Memorize & Meditate

### ...Dwell in the Word...

- Pause & Pray:** Our desire is to know God - ask Him to reveal Himself to you as you dwell.
- Memorize & Meditate:** Write the verse in the box above.
- Simply Read:** Exodus 3:1-4:31 - As you read, highlight YHWH saying, "I will..."
- Write the Word:** Write Psalm 105:8-13 in your journal or Write the Word pages.

### ...Read & Engage...

1. **Meanwhile in Midian.** Chapter two wrapped up with Moses in Midian on the lam and ironically watching lambs. He's building a new life with his wife and growing family. While Moses is nesting, what is happening back in Egypt with his own people? Review Exodus 2:23-24. Describe what is going on in Egypt "during those many days."

2. **Meeting God.** (Ex. 3:1-6) How & where does God meet and introduce Himself to Moses? How does Moses respond?



3. **Compare Encounters:** Abraham's, Jacob's and Moses' with God.

*(Reminder, you can find the Dwelling Deeper prompts at the end of each lesson.)*

4. **God's Heart.** (Ex. 3:7-10) What do you learn about God's heart in this passage?



Look for God's actions (verbs) and how He describes His people. Compare this to Ex. 2:23-24.

#### LEARNING HEBREW

הֲנִנִּי

(hin-ne-nee) Ex. 3:4

**Meaning:** Here I am, said also by Abraham, Esau, Jacob,

קָדֵשׁ

(qo-desh) Exodus 3:5

*1<sup>st</sup> occurrence in the Bible*

**Meaning:** (n.) holy - the idea of the root word is "apartness," "sacredness."

Can you think of the first time this *concept* introduced in the Bible? **Hint:** It happened "in the beginning."

אֲדֹנָי אֲשֶׁר אֲדֹנָי

(‘eh-yeh ah-sheh ‘eh-yeh) Ex. 3:14

**Meaning:** (lit.) I AM who I AM  
The idea conveys God's unchangeable nature. From here we get the revealed name of God:

יְהוָה

"Yahweh" or YHWH - since the original Hebrew did not have vowels. When you read "LORD" in your Bible, this is not just God's name but His character

# Lesson Two Day Four

5. **Ok, but...**(Ex. 3:7-4:17) Moses meets God and God gives him a mission. Moses' first word, "But..." might give you a clue to his heart, and can you blame him? Note Moses' objections and God's responses:



Moses Says...

3:11

3:13

4:1

4:10

4:13

YHWH Responds

...

...

...

...

...

6. **Scripture Interprets Scripture.** Read John 8:56-59. Why did the Jews become so enraged with Jesus in this account? How does this encounter connect back to our passages today?

7. **Road Trip, Reunion, & Reminders.** (Ex. 4:18-23, 27-28) It's been 40 years; Moses is returning to Egypt. Who is going with Moses? God anticipates Moses' concerns. Note the details God gives him about what to expect and do:

8. **Bridegroom of Blood.** (Ex. 4:24-26) Read Genesis 17:9-14. What is the importance of circumcision for God's people?

The LORD was seeking to kill Moses just after sending him off with great promise to Egypt? Why? How does his wife make this right?

9. **Saved & Set Apart.** (Ex. 4:29-31) Moses and Aaron bring the good news to God's people. What was this news and how did they respond? What do you see as God's good news to you based on your time in the Word today?



# Lesson Two Day Five

## Memorize & Meditate

### ...Dwell in the Word...

- Pause & Pray:** Pray for patience and grace with yourself as you continue to learn how to dwell.
- Memorize & Meditate:** Try writing with your non-dominant hand. Great for brain health!
- Simply Read:** Exodus 5:1-7:13
- Write the Word:** Write Psalm 105:14-19 in your journal or Write the Word pages.

### ...Read & Engage...

1. **Thus Says the LORD.** (Ex. 5:1-3) This is the first of over 400 times the prophetic announcement: "thus says the LORD" occurs in the Bible. Before Moses confronted Pharaoh, what had the LORD told him to say and bring with him? Review Ex. 3:18 and 4:22-23. How does his encounter with Pharaoh compare with what the LORD had commanded?



What does Moses say to clarify and add strength to the demand after Pharaoh's first response? (5:3)



2. **Obedience Matters.** *What impact do you think Moses' complete would have had on the outcome of his encounter with Pharaoh? The peoples' responses? The elders?*

3. **Thus Says Pharaoh.** (Ex. 5:2-18) How does Pharaoh respond to Moses' request?

5:2

5:10 (the taskmasters/foremen)

5:4-5

5:17-18

5:6-8

4. **Mountaintop to Mud Pit.** (Ex. 5:4-21) Moses has literally been with the LORD God, taken the message to the people, and presented it before Pharaoh. How did the people respond (Ex. 4:31) when they first heard the message? What do you think they expected to happen when Moses went to Pharaoh? How do they feel now (Ex. 5:19-21)?



# Lesson Two Day Five

5. **Satisfaction *NOT* Guaranteed. Results *WILL* vary.** What had Moses been told by God in Ex. 3:18-22 would happen on the way to deliverance?

6. **Expectations vs Reality.** (Ex. 5:22-23) How is Moses feeling after his encounter with Pharaoh? What does he say to YHWH? How do his expectations match with reality? What solutions or explanations does he offer, if any?

7. **This is Who I Am.** (Ex. 6:1-8) Review God's response to Moses' complaints. Note the statements YHWH makes about who He was, is, will be:



PAST - I was/did...

PRESENT - I AM...

FUTURE - I WILL...

v. 3

v. 2

v. 1

v. 4

v. 6

v. 6

v. 5

v. 7

v. 7

v. 8

v. 8

8. **My Reality vs YHWH.** (Ex. 6:9-13, 26-30) What explanation does Moses give for why the people respond the way they do? Do you relate to them? How is Moses' response similar or different from the peoples'?



9. **Genealogy Time?** Why do you think Moses drops an abbreviated family history in this spot?

10. **Role of a Lifetime.** (Ex. 7:1-6 and Ex. 4:15) What does God say about the role Moses will play in delivering His people? What is Aaron's role? Explain the details of their roles and what God tells them to expect. Does any of this seem surprising to you? Why or why not?



11. **How'd They Do That?** By what power did Pharaoh's sorcerers do the same signs as Moses?

12. **Stuttering Moses vs Stubborn Pharaoh, part I** (Ex. 7:7-13) Note the following in this passage:  
*God's foreknowledge, Moses' obedience, Pharaoh's actions, and other details you found interesting:*

# Lesson Two Day Six

## Memorize & Meditate

### ...Dwell in the Word...

- Pause & Pray:** Pray for our Bible study leaders
- Memorize & Meditate:** Recite the verse three times out loud after you write it above.
- Simply Read:** Exodus 7:14-10:20
- Write the Word:** Write Psalm 105:20-27 in your journal or Write the Word pages.

### ...Read & Engage...

An important part of the "Dwelling Richly" Bible study method is to "Simply Read." Some days that might be all that you are able to do. On the days you plan to complete the "Engage" section it might be tempting to jump ahead and start answering the questions. Is there a reason to "simply read" *before* you engage? Yes...reading simply a time to be devotional, prayerful, quiet, and open. It's an invitation to see and understand with no distractions - just you, the Word, and the Holy Spirit. I'm praying that you'll embrace this rhythm and enjoy the blessing and even the surprises that come by dwelling in this way - Simply Read...*then* Engage.



1. **God's Heart:** What has God declared is His heart and desire for His people?



Genesis 12:3a

Genesis 15:13-16

Exodus. 3:7-10

Exodus 4:23

2. **Pharaoh's Heart.** What has Pharaoh declared about YHWH and His will? Consider Ex. 5:2.



What else do we know about Pharaoh's heart? Skim Exodus 4:21-14:17.

How many times is Pharaoh's heart mentioned: \_\_\_\_\_

What does God know about Pharaoh? (Ex. 3:19-20)

3. **Don't Mess with God's People** God Answers Pharaoh's question, "Why should I obey YHWH?" Read the passages and complete the chart. NOTE: We'll complete the final two plagues on Day seven.

# Lesson Two Day Six

 Write or Draw Plague	Egypt, Israel or both?	 DESCRIPTION	Pharaoh's Heart & Response	CREATION AND CHAOS How is this plague a reversal of creation?	Notes
7:14-24					
8:1-15					
8:16-19					
8:20-32					
9:1-7					
9:8-12					
9:13-35					
10:1-20					
10:21-29					
12:29-32					



# Lesson Two Day Seven

## Memorize & Meditate

### ...Dwell in the Word...

- Pause & Pray:** Pray for those in our lives who are still resisting God - for their hearts to be softened.
- Memorize & Meditate:** Write with fancy lettering.
- Simply Read:** Exodus 10:21-12:32
- Write the Word:** Write Psalm 105:28-33 in your journal or Write the Word pages.

### ...Read & Engage...

1. **Darkness & Death.** Add Details from Ex. 10:21-29 and 12:32 to the chart you began on Day Six
2. **Control & Chaos.** Read Genesis 1:3 What does God bring under control at Creation? How is the 9th plague a reversal of this moment? How long did this plague last? (Add that detail to the chart if you didn't already note it.)



Compare Genesis 1:3 with the wording in Exodus 10:23. What do you notice? What does this tell you about what God is communicating in this plague?

3. **One Last Chance.** Describe the scene in Ex. 10:24-29. Consider the significance in light of Moses' unique calling (Ex. 7:1)



4. **Favor & Firstborn.** How does the 10th plague *connect back* to God's words in Ex. 3:21-23 and 4:22-23? How does Passover *look forward* to Jesus?
5. **The Distinct Plague.** (Ex. 11:4-10) How is God personally involved in this plague? Consider how this connects back to Genesis 2:7. How is this plague distinct from the other nine? Consider also Ex. 12:12.

#### LEARNING HEBREW

פָּסַח

(paw-sakh')

Exodus 12:13, 23

**Meaning:** to pass over  
It has come to refer to the Passover observance in general. Later in this study we will learn more about observing Passover and the beautiful traditions in this memorable observance.



# Lesson Two Day Seven



6. **But First, a Feast.** (Ex. 12:1-28) After the warning of the final plague, surrounded by the drama, and the stunning witness of YHWH's power - His people are called to a feast - not just any feast. This feast will signal the beginning of the new identity of God's firstborn-the nation of Israel. Imagine you are taking notes for your family to get ready to obey all God is asking. Having witnessed the 9 plagues and the stubborn rebellion of Pharaoh, you will want to get every detail correct. **Note** the exacting commands and consequences given by YHWH. **Create** a "grocery list" so you don't forget any items needed. (We'll be adding to this calendar on Day Eight as well.)

Month of: \_\_\_\_\_ (Ex. 23:15)

1	2	3	4	5	6	7
8	9	10	11	12	13	14
15	16	17	18	19	20	21

7. **Firstborn: Delivery or Death.** (Ex. 12:29-32) As God brings life and new identity to His own firstborn son, Israel, death is brought by the Destroyer to those who have resisted YHWH. Summarize this passage then draw an image that represents the Passover account to you personally.


# Lesson Two Day Eight

## Memorize & Meditate

### ...Dwell in the Word...

- Pause & Pray:** Let someone know you're praying for them today.
- Memorize & Meditate:**
- Simply Read:** Exodus 12:33-13:16
- Write the Word:** Write Psalm 105:34-41 in your journal or Write the Word pages.


### ...Read & Engage...

1.  **Oh, now I get it!** (Ex. 12:33-39) Think back to Ex. 12:11 when God gave them a very detailed and unique command not only about what to eat but *how* to eat it. Compare Ex. 3:21 and 11:3 along with the Passover command in 12:11. How is this passage a reminder of God fulfilling *not only His promise* but giving *purpose* to what might have seemed like an odd request?

How can this account help you trust God in every detail, even in confusing circumstances or when you read a confusing passage in the Bible?

2. **The Covenant Promise.** (Ex. 12:38-42) How is this moment a continued fulfillment of God's covenant promises to Abraham? Consider Genesis 12:3 and 15:13ff.

Note specific details included: where, who, how many, etc.

3.  **More Pesach Details.** (Ex. 12:43-49, 13:4-7) Note additional regulations (statutes, ordinances, etc.) YHWH gives for Passover and unleavened bread. Add these to the calendar on Day Seven.

#### LEARNING HEBREW

שְׁמֹרִים לַיִל

(shim-mu-reem) (lel)

Exodus 12:42

**Meaning:** a night (lel) of solemn observance (shim-mu-reem)  
This phrase occurs only in Ex. 12:42. What was the significance of this night?

---

---

---

# Lesson Two Day Eight

4. **First Things First.** (Ex. 13:1-2) Locate Succoth on a map. About how far away from Goshen it it?

This location is likely where God gave the command to Moses in Ex. 13:1-3ff. Summarize that command:

What is the first word of this command: \_\_\_\_\_ (Ex. 13:2) Read Ex. 13:2 in several translations. Write several synonyms for this word:

5. **God Delivers.** (Ex. 13:3-16) Connect this passage to God's promise in Ex. 6:1. How many times is "strong hand" repeated in v. 3-16? \_\_\_\_ Why do you think this repetition is important?

How are the Israelites to remember what He has done? Paraphrase or illustrate this command:

6. **Storytime with Mom & Dad.** (Ex. 13:8-16) Not really a "story" but an account - God has future generations in mind to come with the instructions He gives in this passage. Imagine you are a child during the exodus. What question might you ask later if you were too young to remember the details? What answer would your parents give about this event?

7. **Saved & Set Apart.** Consider the meaning of the first word in Ex. 13:2. What is YHWH declaring about His people? How does this look to you in your life and relationship with Him and His people today?

## LEARNING HEBREW

קָדַשׁ

(qah-desh)  
Ex. 13:2

**Meaning:** (v.) to consecrate, set apart, make holy  
Compare with:

קָדַשׁ

We learned this word on Day 4.  
Same root, different word.  
What is the difference?

---

---

---



# Lesson Two Day Nine

## Memorize & Meditate

### ...Dwell in the Word...

- Pause & Pray:** Pray for your church family.
- Memorize & Meditate:** Write then highlight key words. Can you recite the verse?
- Simply Read:** Exodus 13:17-14:31
- Write the Word:** Write Psalm 105:42-45 in your journal or Write the Word pages.

### ...Read & Engage...

1. **YHWH Knows Best.** (Ex. 13:17-18) First, note the detail about the people of Israel at the end of 13:18



In the context of both verses (17-18), what does this passage tell you about the heart of God?

2. **Map It.** (Ex. 13:17-12:11) Note the places and events at each of these locations:

	<u>LOCATION NAME</u>	<u>EVENT</u>
13:20	_____	_____
14:2	_____	_____
14:9	_____	_____

Refer to a map and to see the path of the exodus up to this point. NOTE: There are several possible routes of the exodus. Use a map that acknowledges this since there is much debate on this unsettled topic.

3. **Looking Back before Moving Forward.** (Ex. 13:19) Why do you think Moses included this detail at this particular point in the account? Consider Genesis 50:24-25. What does this tell you about God's expectations and His character?

4. **God With Us.** (Ex. 13:21-22) Define "theophany"

Describe the theophanies and their distinct purposes in this passage:

What was the first theophany mentioned in the Exodus account? \_\_\_\_\_

# Lesson Two Day Nine

5. **No Way Out.** (Ex. 14:1-4) Considering the geography of this area, what's the problem and how is that "problem" part of the plan of God?

6. **The Beginning of the End of Pharaoh.** (Ex. 14:5-9) Summarize Pharaoh's response and God's actions in this passage.

7. **Shocked into Awe.** (Ex. 14:10-31) Highlight the word **יָרָא** "fear" (depending on your translation: terrified, afraid, feared, etc.) in this passage. Walk through the Red Sea account from fear to fear and how the people moved from shock and terror to awe and belief.



14:10-12 - **THEY WERE AFRAID!**  
(Summarize key points from this passage.)

14:13-29 - **DO NOT BE AFRAID!**  
(Summarize key points from this passage.)

14:30-31 - **THEY FEARED יִהְיוּ!**  
(Summarize key points from this passage.)

8. **Saved & Set Apart.** How is God's past example a point of future hope for you today?

## LEARNING HEBREW

יָרָא

(yaw-ray')

Meaning: fear

Notice this root word in the following...

יִירָאוּ

(way-yi-re-oo)

Ex. 14:10

Meaning: (v) they were afraid

תִּירָאוּ

Ex. 14:13

Meaning: (v) do **not** be afraid

יִירָאוּ

Ex. 14:31

Meaning: (v) so feared (YHWH)

# Lesson Two Day Ten

Memorize & Meditate

## ...Dwell in the Word...

- Pause & Pray:** Our desire is to know God - ask Him to reveal Himself to you as you dwell.
- Memorize & Meditate:** Write the verse in the box above.

## ...Create & Share...

### ...Freedom and Foreshadowing...

For those of us who know Jesus, it is nearly impossible to read the Passover account and not see Jesus. John the Baptist seeing his cousin, Jesus, declared,

"Behold, the Lamb of God, who takes away the sins of the world." (John 1:29). The lambs sacrificed that first night of Passover began 1500 years of ritual sacrifices all foreshadowing the one and ultimate sacrifice to come in Jesus Christ.

Israel's freedom was purchased by the blood of the lamb they applied to their doorposts on that first miraculous night.


Since that night, faithful and observant Jews and Christians obey the command that "This day shall be for you a memorial day, and you shall keep it as a feast to the Lord; throughout your generations, as a statute forever, you shall keep it as a feast." (Ex. 12:14 ESV) Jews observe the entire festival in the Spring. Christians observe a portion of the same every time they observe Communion.

Review your Passover calendar and notes from Exodus 12 and 13:3-16.

On the next page:

1. Mark the doorposts as described in Ex. 12:7.
2. Draw, write, or use clippings to illustrate the other requirements of the Passover and unleavened bread.
3. Write anywhere on the page: Exodus 13:8

*"It is because of what YHWH did for me  
when I came out of Egypt."*





# ...Dwelling Deeper...

Look for the Dwelling Deeper icon...  ...Then come here to think and respond...



1. **Compare Encounters:** Abraham's, Jacob's and Moses' with God. (Day 4, pg. 49)
2. **Obedience Matters.** What impact do you think Moses' complete would have had on the outcome of his encounter with Pharaoh? The peoples' responses? The elders? (Day 5, pg. 51)
3. **Why a genealogy here?** Consider the context and why Moses would review these names. Whose names come up that you found helpful or interesting? Highlight "Phinehas. He's going to play an important role soon! (Day 5, pg. 52)
4. **How'd They Do That?** By what power did Pharaoh's sorcerers do the same signs as Moses? (Day 5, pg 52)
5. **Favor & Firstborn.** How does the 10th plague connect back to God's words in Ex. 3:21-23 and 4:22-23? How does Passover look forward to Jesus? (Day 7, pg. 55)

# ...Notes...



# ...Write the Word...






# ...Write the Word...

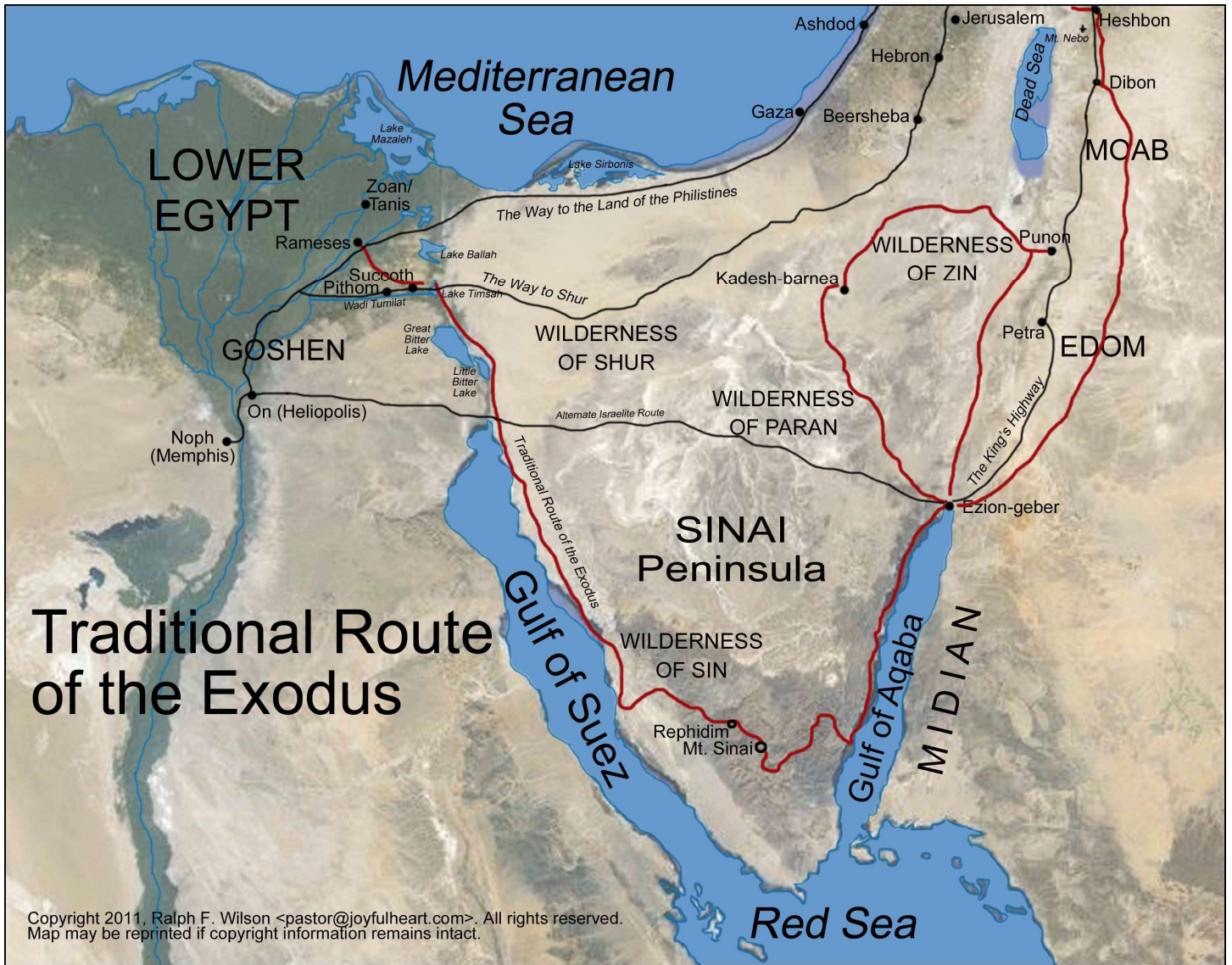


A series of horizontal blue lines for writing, with a vertical red margin line on the right side.

# ...MAPS...

Along with great maps, Pastor Ralph Wilson has a helpful article on the issue of locations in the exodus accounts.

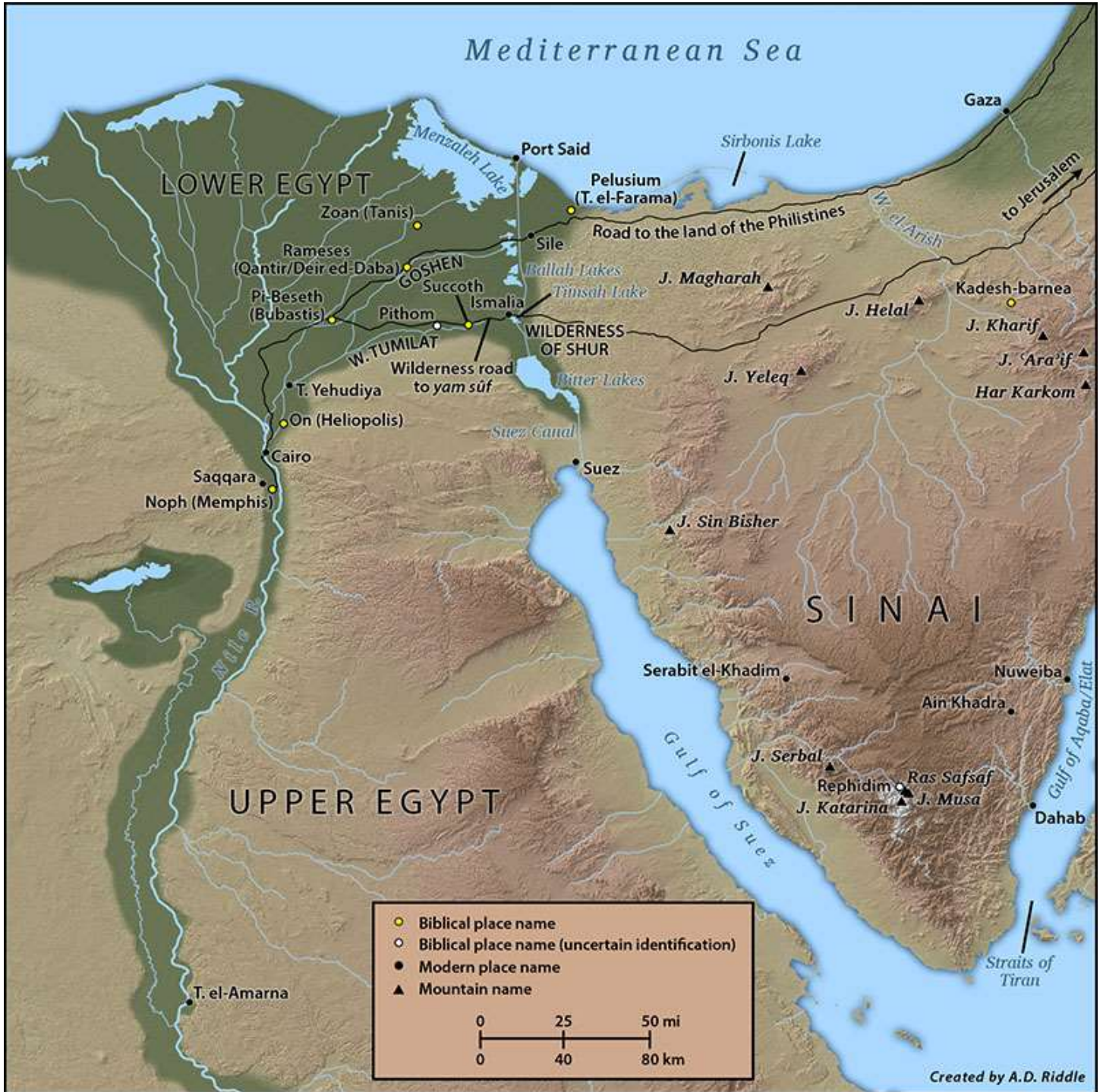
[https://www.jesuswalk.com/moses/appendix\\_2-route-of-the-exodus.htm](https://www.jesuswalk.com/moses/appendix_2-route-of-the-exodus.htm)



# ...MAPS...

American Society of Overseas Research (ASOR)

<https://www.asor.org/anetoday/2021/09/location-of-red-sea/>





# ...MAPS...

<https://www.freebibleimages.org/illustrations/bj-maps-egypt-canaan/>

